

FULMER COMPANY, INC.



BRUSH HOLDERS




TABLE OF CONTENTS

SUBJECT	PAGE
PRODUCT SAMPLES	FIGURES A1-A11
BRUSHHOLDER REBUILD PROGRAM	FIGURE A12
PRODUCT LISTINGS BY MANUFACTURER	
ALLIS CHALMERS	1-2
AUTOMATIC TRACTOR	3
BAKER	3
CROCKER WHEELER	3
DELCO ELECTRIC	4
ELECTRO MOTIVE/GM	4
ELWELL PARKER	4
GALIS	5
GARRETT AIR RESEARCH	5
GENERAL ELECTRIC	
Type B	6
Type CD	6-7
Type CO	7-8
Type MC	8
Type MCF	8-9
Type MD 100	9
Type MD & MDY 400	9-11
Type MD 600 Finger style & MD 600 Constant Pressure	11
Type MD 800	11-12
Type MCP & MPC	12
Type RC & RF	12
Mine Haulage (HM)	13
Slipring	14
Traction (T)	15-16
Turbine	16
Misc.	16-17
GOODMAN	18-19

CONTENTS CONTINUED

HARNISCHFEGER	19
HITACHI	19
JEFFREY	20
JOY	21
KATO	22
LEE NORSE	22
LOUIS ALLIS	23
MARATHON CENTURY	23
OTIS ELEVATOR	23
READY POWER	23
RELIANCE	24-25
STONE SAFETY	25
TIN LINE	25
WEAN	25
WESTINGHOUSE	
Type SK	26-27
Type SKH	27-28
Slipring	28-30
Type MT	30
Type K	30
Type MC, MCSA, MCPA, MCP, MCT	30-32
Mine Haulage (HM)	32
Traction (T)	32-33
YALE & TOWN	36
INDEX	37-43

BRUSHHOLDERS FOR
GENERAL ELECTRIC




TYPE B, CO, CD

NO.	FCI/DIAMOND NO.	See Page
1	GE-26QT	6
2	GE-26EX	6
3	GE-293UF	7
4	GE-342L	8
5	GE-41CUF	7
6	GE-194L	7
7	GE-481UF	17
8	GE-602	16
9	GE-11P	7
10	GE-14C	6
11	GE-205R	8

Figure A1

BRUSHHOLDERS FOR
GENERAL ELECTRIC




MD SERIES

NO.	FCI/DIAMOND NO.	See Page
1	GE-221L	11
2	GE-193LUF	11
3	GE-139L	11
4	GE-182RUF	11
5	GE-192UF	11
6	GE-160R	10
7	GE-118R	10

Figure A2

BRUSHHOLDERS FOR
GENERAL ELECTRIC




MILL MOTOR & MINE HAULAGE

NO.	FCI/DIAMOND NO.	See Page
1	GE-501R	15
2	GE-214	13
3	GE-31L	10
4	GE-109M	15

Figure A3

BRUSHHOLDERS FOR
GE/WESTINGHOUSE




LARGE MOTORS & GENERATORS

NO.	FCI/DIAMOND NO.	See Page
1	W-443UF	REDESIGN
2	GE-561UF	9
3	W-142	35
4	GE-27K	12
5	GE-201	7
6	GE-259UF	9
7	GE-418UF	17
8	GE-418AUF	17
9	W-235UF	35
10	W-142AUF	35
11	W-435UF	34
12	GE-508UF	8
13	GE-262	7
14	W-142OEM	35
15	W-133	34
16	GE-236B	16

Figure A4

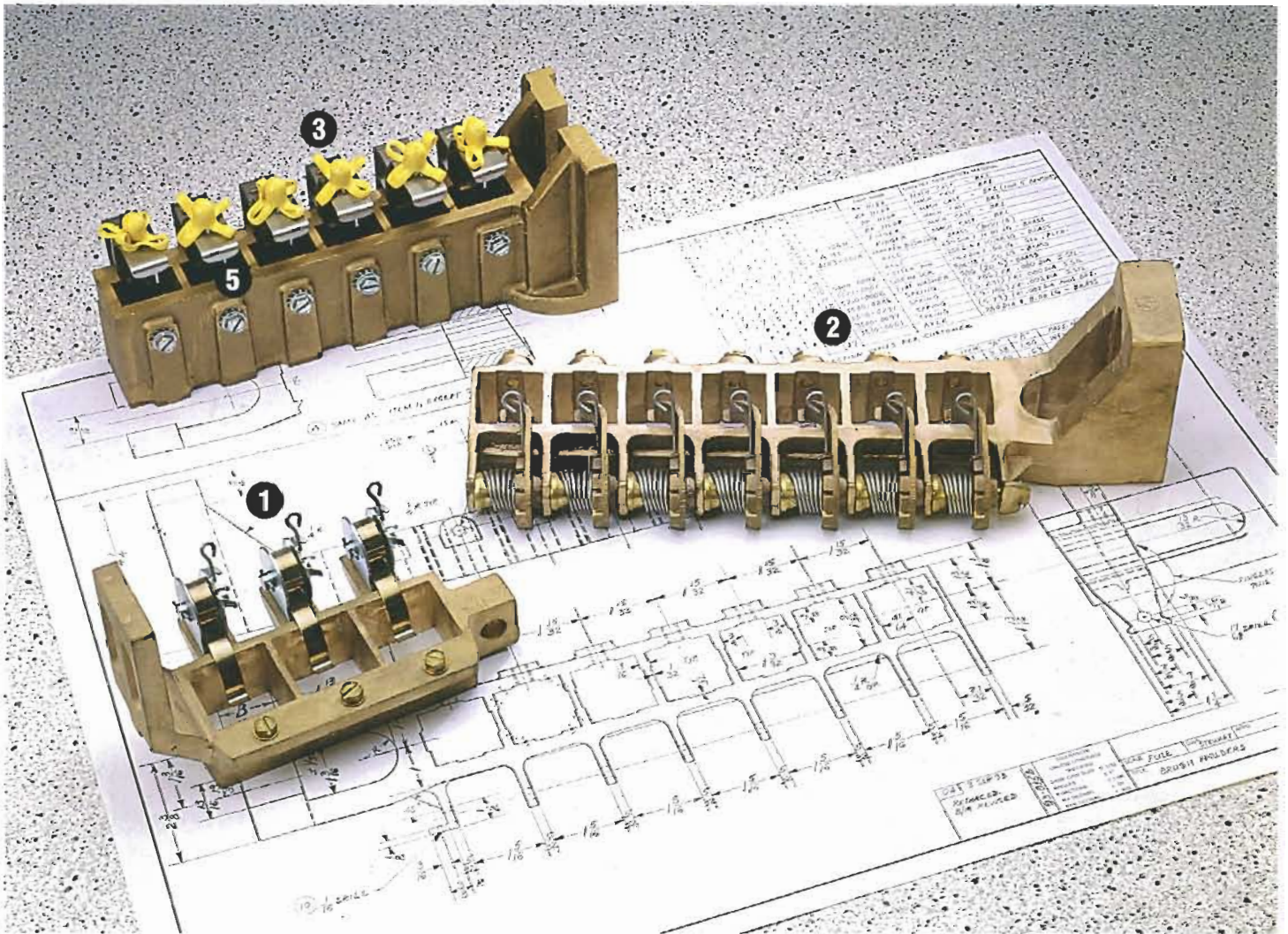
BRUSHHOLDERS FOR LOCOMOTIVE



NO.	FCI/DIAMOND NO.	See Page
1	GE-603	15
2	EMD-315HM	4
3	GE-403	15
4	EMD-29	4
5	GE-430	16
6	EMD-453UF	4

Figure A5


BRUSHHOLDERS FOR TIN LINE



NO.	FCI/DIAMOND NO.	See Page
1	TL-IE	25
2	WTL-1	25
3	TL-112UF	25

Figure A6


BRUSHHOLDERS FOR TRANSIT



NO.	FCI/DIAMOND NO.	See Page
1	W-380	33
2	W-380UF	33
3	SE-15UF	25
4	SE-14UF	25
5	W-314	33
6	W-361UF	33
7	GE-467	15
8	W-220AR	33
9	GE-420	15
10	GE-440RUF	15
11	HI-4R	19
12	W-277	33

Figure A7

BRUSHHOLDERS FOR
VARIOUS MANUFACTURERS

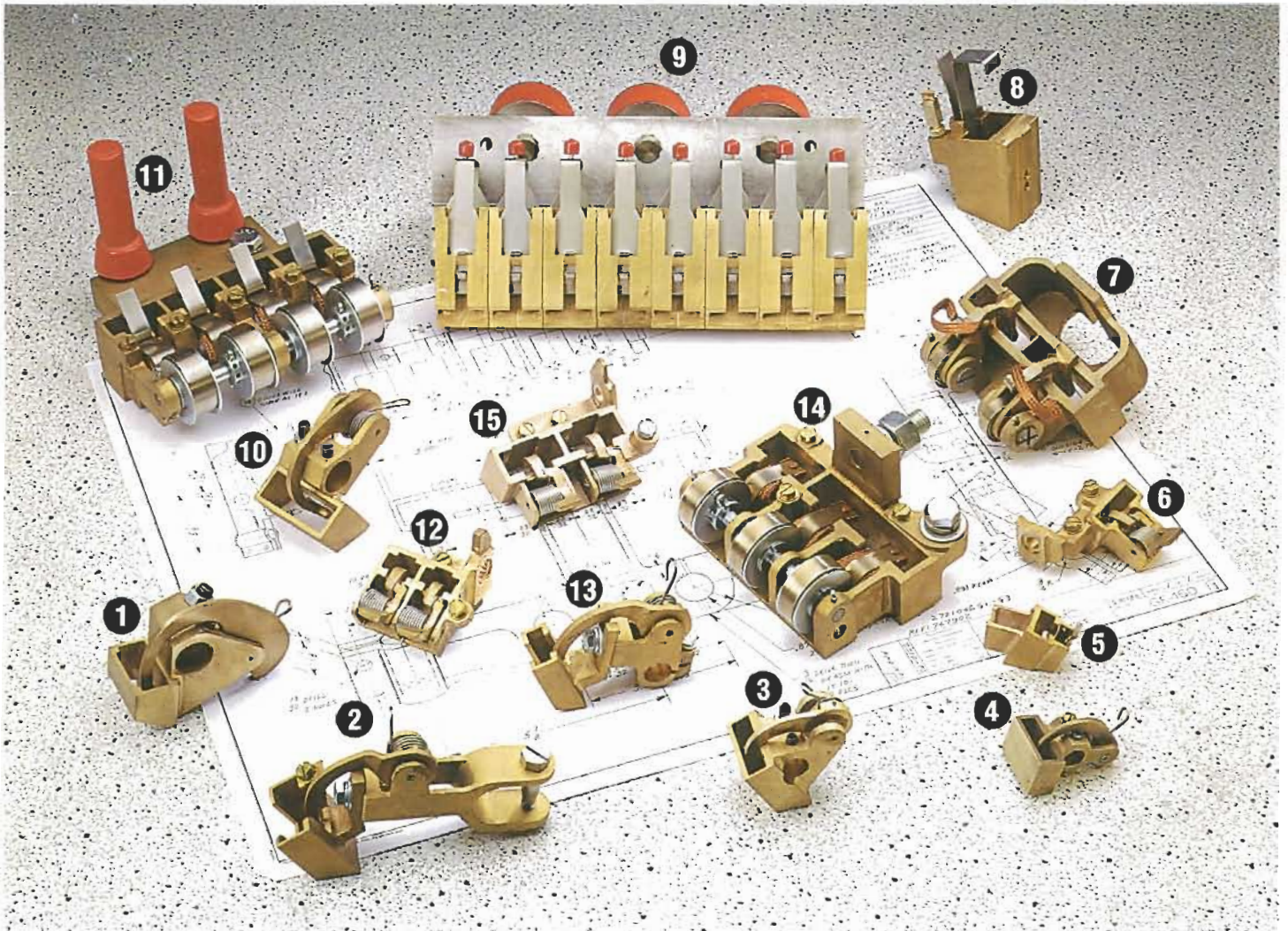


SLIP RING MOTORS

NO.	FCI/DIAMOND NO.	See Page
1	W-347	29
2	GE-489	14
3	GE-245	14
4	PH-27UF	19
5	GE-492	14
6	GE-451UF	14
7	W-81B	29
8	GE-46E	14
9	GE-46	14
10	GE-46EUF	14
11	W-410AUF	34

Figure A8


BRUSHHOLDERS FOR VARIOUS MANUFACTURERS



NO.	FCI/DIAMOND NO.	See Page
1	CW-78	3
2	OE-3	23
3	R-11K	24
4	LA-3	23
5	LA-12UF	23
6	R-48	24
7	JF-35	20
8	AC-31AMUF	1
9	AC-28/assembly BUF	1
10	R-11M	24
11	CW-24	3
12	JL-22	21
13	OE-14	23
14	GM-56	18
15	JL-23	21

Figure A9

BRUSHHOLDERS FOR WESTINGHOUSE




TYPE K, SK, SKH, MC800'S

NO.	FCI/DIAMOND NO.	See Page
1	W-6HUF	27
2	W-3	26
3	W-211UF	28
4	W-283CUF	31
5	W-178AUF*	28
6	W-178UF	28
7	W-197UF	28
8	W-162	30
9	W-201A	28
10	W-6A	27
11	W-176AUF	27
12	W-282BUF	31
13	W-175UF	27

*Shown with Quik Disconnect

Figure A11

BRUSHHOLDER REBUILD PROGRAM



Before discarding worn or potentially unusable brushholders, check on FCI's Brushholder Rebuild Program. We recondition your old, used brushholders at a substantial savings to your company. It is not just a cosmetic facelift reusing the old springs and insulators. We use new parts and warranty to you, that the rebuilt brushholder is of the same high quality as a new brushholder. We make sure the brush cavity is properly aligned and within the correct tolerance. Essentially the only difference you will notice between our new brushholders and our rebuilt brushholders is the price. The standard cost savings for rebuilding brushholders is approximately 40%.

FCI has also learned a lot about customer service. We tailor different brushholder rebuild programs based on customer needs. You send us a group of brushholders for rebuild, we evaluate them and call you with the cost and rebuild them as quickly as you need them. You will not only save money, you will save valuable time. Delivery of rebuilt brushholders can be made much faster than the time required to manufacture new parts.

Not all brushholders are repairable. However, the repair or replace contracts we maintain with many of our customers indicate that over 80% of the brushholders sent to us for rebuild are in fact reusable. What about the rest? They may have reached the end of their useful life and may require more extensive rebuilding than fits into the economics of a normal repair. In either case we can still reconstruct most brushholders if you are unable to find replacements for obsolete equipment quick enough to put you back in service on time.

We have the experience and talent to provide you with a brushholder rebuild program that fits your needs. If you are repairing your own brushholders, it is probably costing you more than you think. We have the parts, the facilities and the expertise available to take the guesswork out of brushholder rebuilding. It is our business to save you time and money.

BRUSHHOLDERS FOR
ALLIS CHALMERS

OEM NUMBER	FCI/Diamond No.	Type/Frame	Brush W/T	# of Brushes
05-101-631-501	AC-15		1 5/8 X 5/8	1
05-101-632-501	AC-15B		1 5/8 X 3/4	1
05-102-398-503	AC-12		1 X 1	1
05-129-145-502	AC-40M		1 X 1	1
05-140-527-501	AC-19		1 X 3/4	1
05-147-998-501	AC-30		1 5/8 X 5/8	1
05-150-905-501	AC-1		1 X 5/8	1
05-151-602-504	AC-22B		1 X 3/8	1
05-151-602-505	AC-22		1 X 5/8	1
05-152-141-005	AC-22A		1 X 3/4	1
05-156-970-501	AC-77	Slipring	5/8 X 1 1/4	1
05-157-998-501	AC-30		1 5/8 X 5/8	1
05-158-698-503	AC-20		1 1/4 X 7/8	1
05-158-965-002	AC-13A		1 1/4 X 3/4	1
05-158-966-501	AC-13		1 1/4 X 3/4	1
05-158-966-502	AC-13M		1 1/4 X 3/4	1
05-163-834-501	AC-43		1 1/4 X 1	1
05-163-834-502	AC-43A		1 1/4 X 1	1
05-167-674-001	AC-45	Slipring	5/8 X 1 3/4	2
05-167-675-501	AC-45	Slipring	5/8 X 1 3/4	2
05-167-675-502	AC-45A	Slipring	5/8 X 1 3/4	2
05-168-283-501	AC-78		1 1/4 X 5/8	2
05-171-078-500	AC-20A		1 1/4 X 7/8	1
05-203-520-506	AC-40B		1 X 7/8	1
05-203-520-525	AC-40		1 X 1	1
05-219-899-601	AC-31UF		1 1/2 X 7/8	1
05-219-899-602	AC-31AUF		1 1/2 X 3/4	1
05-219-899-603	AC-29UF		1 5/8 X 3/4	1
05-219-899-604	AC-31AMUF		1 1/2 X 3/4	1
05-220-701-001	AC-65UF		1 1/2 X 7/8	1
05-220-701-002	AC-65AUF		1 1/2 X 7/8	1
05-222-576-001	AC-68	Slipring	5/8 X 1 1/4	2
05-225-392-001	AC-67UF	Slipring	.632 X 1.892	2
05-664-843-501	AC-22C		1 X 1/2	1
05-762-601-501	AC-72	Slipring	1 1/4 X 1 3/4	2
05-X77-023-001	AC-44UF		5/8 X 1 3/4	2
10-100-598-502	AC-46	Slipring	5/8 X 1 3/4	2
119364	AC-21C		1 X 1	1
119365	AC-21C		1 X 1	1
13635	AC-25		1 X 7/8	1
17348	AC-12		1 X 1	1
51-117-425-501	AC-14CM	Slipring	5/8 X 1	2
51-286-195-001	AC-14E	Slipring	5/8 X 1 1/4	2
51-407-060-501	AC-14C	Slipring	5/8 X 1	2
51-657-499-501	AC-14D	Slipring	1/2 X 3/4	2
51-700-549-501	AC-14A	Slipring	5/8 X 1	2
51-707-803-501	AC-39	Slipring	5/8 X 1 3/4	2
51-722-916-501	AC-14B	Slipring	1/2 X 3/4	2
51-723-374-501	AC-14C	Slipring	5/8 X 1	2
51-724-199-501	AC-14D	Slipring	1/2 X 3/4	2
51-730-012-501	AC-14G	Slipring	5/8 X 1	1
51-749-186-501	AC-14	Slipring	5/8 X 1 1/4	2
52-736-313-801	AC-55UF		3/8 X 3/8	2

BRUSHHOLDERS FOR
ALLIS CHALMERS

OEM NUMBER	FCI/Diamond No.	Type/Frame	Brush W/T	# of Brushes
53-104-371-501	AC-6C		5/8 X 5/16	2
53-104-372-501	AC-6		1 X 3/8	2
53-104-373-501	AC-6A		1 X 1/2	1
53-104-374-501	AC-6B		1 X 5/8	1
53-104-376-501	AC-4		1 X 7/8	1
53-232-402-501	AC-64		1 X 3/8	1
53-606-948-501	AC-6A		1 X 1/2	1
53-610-064-501	AC-6E		1 X 1/4	2
53-615-496-501	AC-6D		3/4 X 3/8	1
53-700-250-501	AC-25D		1 1/4 X 1/2	1
53-700-252-501	AC-13		1 1/4 X 3/4	1
53-701-511-001	AC-79	Slipring	5/8 X 1 1/4	2
53-703-496-801	AC-27MUF		3/4 X 3/8	1
53-703-564-801	AC-27UF		3/4 X 3/8	2
53-703-888-801	AC-27AUF		1 X 3/8	2
53-704-012-001	AC-56UF		1 X 3/8	1
53-704-338-801	AC-27CUF		1 X 1/4	1
53-704-745-001	AC-57UF		1 1/4 X 5/8	1
53-705-207-001	AC-41		1 X 1/2	1
53-705-792-501	AC-32UF		1 1/4 X 1/2	1
53-706-154-501	AC-23		1 1/4 X 5/8	1
53-804-230-001	AC-27BUF		1 X 1/4	2
85-203-287-502	AC-60	Slipring	5/8 X 1 3/4	2
85-225-049-501	AC-48R	Slipring	5/8 X 1 3/4	2
85-225-049-502	AC-48L	Slipring	5/8 X 1 3/4	2
85-225-049-503	AC-48AR	Slipring	5/8 X 1 3/4	2
85-225-049-504	AC-48AL	Slipring	5/8 X 1 3/4	2
85-226-738-501	AC-66R	Slipring	5/8 X 1 3/4	2
85-226-738-502	AC-66L	Slipring	5/8 X 1 3/4	2
85-227-141-501	AC-48CR	Slipring	5/8 X 1 3/4	2
85-227-141-502	AC-48CL	Slipring	5/8 X 1 3/4	2
H-119364	AC-12A		1 X 7/8	1
N-23371	AC-14C	Slipring	5/8 X 1	2
N-23608	AC-14	Slipring	5/8 X 1 1/4	2
N-2754	AC-14	Slipring	5/8 X 1 1/4	2

BRUSHHOLDERS FOR

AUTOMATIC TRACTOR

OEM NUMBER	FCI/Diamond No.	Type/Frame	Brush W/T	# of Brushes
AE5081	AT-4		7/8 X 3/8	1
B5044A	AT-5R		2 1/2 X 1/2	1
B5044B	AT-5L		2 1/2 X 1/2	1
B6324	AT-6R		2 1/8 X 1/2	1
B6334	AT-6L		2 1/8 X 1/2	1

BRUSHHOLDERS FOR

BAKER

OEM NUMBER	FCI/Diamond No.	Type/Frame	Brush W/T	# of Brushes
1Y6768	BT-4		7/8 x 7/16	1

BRUSHHOLDERS FOR

CROCKER WHEELER

OEM NUMBER	FCI/Diamond No.	Type/Frame	Brush W/T	# of Brushes
299413	CW-10R	AW	1 1/8 X 1/2	2
299402	CW-26	BW	1 1/8 X 1/2	2
299584	CW-5	CW	1 5/8 X 5/8	2
299366	CW-8	DW	1 3/8 X 5/8	3
299533	CW-3	EW	2 X 3/4	3
120473	CW-4	GW	2 1/2 X 7/8	2
299480	CW-4	GW	2 1/2 X 7/8	2
299665	CW-6	HW	2 1/2 X 3/4	3
773439	CW-31	SW	1 13/16 X 3/8	1
415158	CW-36	602	1 1/2 X 3/8	1
415156	CW-37	603	1 1/2 X 1/2	1
411796	CW-38	604	1 X 1/2	2
414878	CW-18	606	1 1/4 X 5/8	2
412739	CW-32	608	1 3/4 X 5/8	2
405105	CW-22	610	1 1/2 X 5/8	3
406016	CW-23	612	1 1/2 X 3/4	4
412204	CW-24	614	1 1/2 X 5/8	4
411328	CW-17	616	1 3/4 X 3/4	4
406692	CW-33	618	1 3/4 X 7/8	5
434764	CW-41	620	1 3/4 X 7/8	6
140326	CW-78E		1 5/8 X 3/4	1
213788	CW-32		1 3/4 X 5/8	2
300800	CW-31		1 13/16 X 3/8	1

BRUSHHOLDERS FOR

DELCO ELECTRIC

OEM NUMBER	FCI/Diamond No.	Type/Frame	Brush W/T	# of Brushes
47498	DG-8		.687 X .812	4

BRUSHHOLDERS FOR

ELECTRO MOTIVE/GM

OEM NUMBER	FCI/Diamond No.	Type/Frame	Brush W/T	# of Brushes
5559510	EMD-452UF	Dynamic Brake	1 X 5/8	1
8084210	EMD-354	D12/22	1 5/16 X 5/8	5
8124418	EMD-353	D15/55	1 5/16 X 5/8	4
8124419	EMD-353	D15/55	1 5/16 X 5/8	4
8174433	EMD-29A	D19/29	1 3/4 X 5/8	2
8270008	EMD-453UF	Regulator	1 X 5/8	2
8290124	EMD-29	D29CC	1 3/4 X 5/8	2
8300034	EMD-315M	D27/77	2 X 5/8	3
8417729	EMD-315HM	D77B	2 X 5/8	3
8413188	EMD-2UF	AR-10	3/8 X 3/4	1
8413189	EMD-3UF	AR-10	1/2 X 1 1/4	1
9550251	EMD-315HMA	D87B	1 1/2 X .713	4
9577091	EMD-4UF		3/4 X 3/8	2
9577092	EMD-6UF		1 1/4 X 1/2	2

BRUSHHOLDERS FOR

ELWELL PARKER

OEM NUMBER	FCI/Diamond No.	Type/Frame	Brush W/T	# of Brushes
0-711882-2	EP-4A		1 1/4 X 1/2	2
0-711883-2	EP-4B		1 1/4 X 1/2	2
0-712332-2	EP-11		1 1/4 X 3/4	2
0-719788	EP-4		1 1/4 X 1/2	2
1-712488-2	EP-4X		1 1/4 X 5/8	2
2-712528-2	EP-18UF		1 1/4 X 1/2	2
2-712535-2	EP-12		7/8 X 7/16	2
2-712543-2	EP-14		1 1/4 X 3/4	2

BRUSHHOLDERS FOR

GALIS

OEM NUMBER	FCI/Diamond No.	Type/Frame	Brush W/T	# of Brushes
200-RA-5	SL-450	Slipring Applications	1/2 X 1	2
200-RA-9	SL-451	Slipring Applications	1/2 X 1	2
32297-B	JL-7		1 3/8 X 3/8	1
41DG-A7	W-3		1 X 3/8	1
42DG-A1	W-3C		1 X 1/2	1
B-3028	JL-7A		1 3/8 X 1/4	1
30DG-A4	W-3D		1 X 1/4	1

BRUSHHOLDERS FOR

GARRETT/AIR RESEARCH

OEM NUMBER	FCI/Diamond No.	Type/Frame	Brush W/T	# of Brushes
C-11272-01-00	AR-101UF		1.715 & 1.755 X .878	2

BRUSHHOLDERS FOR
GENERAL ELECTRIC

OEM NUMBER	FCI/Diamond No.	Type/Frame	Brush W/T	# of Brushes
36A291580AAG01	GE-26AT	B	3/4 X 3/8	1
36A291580AAG06	GE-26MV	B	1 1/4 X 1/2	1
36A291580AAG07	GE-26NV	B	1 X 5/8	1
36A291580AAG08	GE-26JV	B	1 1/2 X 5/8	1
36A291580AAG09	GE-26ET	B	1 1/4 X 1/4	1
36A291580AAG10	GE-26LT	B	1 1/4 X 3/8	1
36A291580AAG11	GE-26V	B	1 1/4 X 3/8	1
36A291580AAG12	GE-26BV	B	1 X 1/2	1
36A291580AAG13	GE-26JW	B	1 1/4 X 5/8	1
36A291580AAG14	GE-26IT	B	3/4 X 1/4	1
36A291580AAG15	GE-26JW	B	1/4 X 5/8	1
36A291580AAG16	GE-26DT	B	1 x 3/8	1
36A291580AAG17	GE-26MW	B	1 1/4 X 3/8	1
36A291580AAG18	GE-26IS	B	3/4 X 1/4	1
36A291580AAG19	GE-26EX	B	1 1/4 X 1/4	1
36A291580AAG20	GE-26GX	B	1 X 7/16	1
36A291580AAG21	GE-26Y	B	1 1/4 X 3/8	1
36A291580AAG22	GE-26MY	B	1 1/4 X 1/2	1
36A291580AAG23	GE-26IS	B	3/4 X 1/4	1
36A291580AAG24	GE-26EZ	B	1 1/4 X 1/4	1
36A291580AAG25	GE-26DZ	B	1 x 3/8	1
36A291580AAG26	GE-26BX	B	1 X 1/2	1
36A291580AAG27	GE-26AZ	B	3/4 X 3/8	1
36A291580AAG28	GE-26IT	B	3/4 X 1/4	1
36A291580AAG29	GE-26LZ	B	1 X 1/4	1
36A291580AAG30	GE-26MY	B	1 1/4 X 1/2	1
36A291580AAG40	GE-26EY	B	1 1/4 X 1/4	1
6639459G31	GE-26I	B	3/4 X 1/4	1
36A291580AAG02	GE-26V	B	1 1/4 x 3/8	1
36A291580AAG03	GE-26BT	B	1 X 1/2	1
36A291580AAG04	GE-26PT	B	1/2 X 3/8	1
36A291580AAG05	GE-26DT	B	1 X 3/8	1
TYPE CD BRUSHHOLDERS				
1272997G06	GE-11	CD	1 1/4 X 3/8	1
2692784G01	GE-14C	CD	1 1/4 X 1/2	1
2692784G02	GE-14	CD	1 1/4 X 5/8	1
2692784G03	GE-14A	CD	1 1/4 X 3/4	1
2692784G04	GE-14B	CD	1 1/4 X 7/8	1
2692784G05	GE-14F	CD	1 1/4 X 1	1
36A167280AAG01	GE-417UF	CD	5/8 X 7/8	1
36A291580AAG43	GE-11	CD	1 1/4 X 3/8	1
3743005G01	GE-11D	CD	3/4 X 3/8	1
3743005G04	GE-11	CD	1 1/4 X 3/8	1
3756020G03	GE-11C	CD	3/4 X 7/16	1
3756020G05	GE-11	CD	1 1/4 X 3/8	1
3761447G02	GE-11R	CD	1 X 5/8	1
36A160719AA002	GE-570	CD	1 1/2 X 1/2	1
36A161101AAG01	GE-279UF	CD	1 1/2 X 3/4	1
36A161102AAG01	GE-288UF	CD	1 1/2 X 7/8	1
36A161102AAG03	GE-288UF	CD	1 1/2 X 7/8	1
36A161103AAG01	GE-294UF	CD	1 1/2 X 1	1
36A161971AAG01	GE-265UF	CD	1 1/2 X 3/4	1
36A161973AAG01	GE-323UF	CD	1 1/2 X 1	1

BRUSHHOLDERS FOR

GENERAL ELECTRIC

DEM NUMBER	FCI/Diamond No.	Type/Frame	Brush W/T	# of Brushes
36A167281AAG01	GE-371UF	CD	3/4 X 1 1/4	1
6618988G01	GE-587	CD	1 X 5/8	1
6618988G02	GE-587A	CD	1 X 3/4	1
6618988G05	GE-587B	CD	1 X 5/8	1
6626724G05	GE-588B	CD	1 1/4 X 3/8	1
6626724G17	GE-588A	CD	3/4 X 7/16	1
6739858G01	GE-212	CD	1 1/2 X 1/2	2
5094113G06	GE-11M	CD	1 X 3/4	1
5513647G01	GE-11D	CD	3/4 X 3/8	1
5513647G02	GE-11C	CD	3/4 X 7/16	1
5513647G03	GE-11B	CD	1 X 1/2	1
5513647G04	GE-11M	CD	1 X 3/4	1
5513647G05	GE-11	CD	1 1/4 X 3/8	1
5513647G06	GE-11P	CD	1 1/4 X 3/4	1
5513647G07	GE-11K	CD	1 X 5/8	1
5513647G08	GE-11A	CD	1 1/4 X 1/2	1
5513647G11	GE-11J	CD	1 1/4 X 7/8	1
322B815G02	GE-11M	CD	1 X 3/4	1
5541799G01	GE-41	CD	1 1/4 X 3/8	1
5980811G01	GE-171	CD / MCF	1 1/2 X 5/8	2
5980811G02	GE-132	CD / MCF	1 1/2 X 1/2	2
5980811G03	GE-262	CD / MCF	1 1/2 X 3/8	1
5980811G04	GE-603	CD / MCF	1 1/2 X 1/2	2
5980811G05	GE-132	CD / MCF	1 1/2 X 1/2	2
5980811G06	GE-262	CD / MCF	1 1/2 X 3/8	1
5980822G01	GE-207	CD	1 1/2 X 5/8	2
5980822G02	GE-212	CD	1 1/2 X 1/2	2
5980822G03	GE-201	CD	1 1/2 X 3/8	2
5980924G03	GE-220	CD / MPC	1 1/2 X 3/8	2
5980924G01	GE-359	CD/MPC	1 1/2 X 5/8	2
5980924G02	GE-360	CD/MPC	1 1/2 X 1/2	2
894A684G01	GE-255UF	CD	1 X 3/8	1
894A684G02	GE-261UF	CD	1 1/4 X 3/8	2
894A684G03	GE-261AUF	CD	1 1/4 X 1/2	1
894A684G04	GE-327UF	CD	1 1/4 X 5/8	1
894A684G05	GE-293UF	CD	1 1/2 X 3/4	1
36B467197AB001	GE-575	CD-180	3/4 X 5/16	1
TYPE CO BRUSHHOLDERS				
1755115G01	GE-454R	CO-1807	1 1/4 X 1	2
1755115G02	GE-124R	CO-1807	1 1/4 X 5/8	2
1755115G06	GE-277R	CO-1807	1 1/4 X 3/4	2
1755116G01	GE-454L	CO-1807	1 1/4 X 1	2
1755116G02	GE-124L	CO-1807	1 1/4 X 5/8	2
1755116G06	GE-277L	CO-1807	1 1/4 X 3/4	2
1755175G02	GE-125R	CO-1809	1 1/4 X 3/4	2
1755176G02	GE-125L	CO-1809	1 1/4 X 3/4	2
1755177G02	GE-194R	CO-1810	1 1/4 X 3/4	3
1755177G04	GE-227R	CO-1810	1 1/4 X 1	3
1755177G05	GE-227AR	CO-1810	1 1/4 X 7/8	3
1755178G02	GE-194L	CO-1810	1 1/4 X 3/4	3
1755178G04	GE-227L	CO-1810	1 1/4 X 1	3
1755178G05	GE-227AL	CO-1810	1 1/4 X 7/8	3
1755258G01	GE-342R	CO-1803, 1804	3/4 X 1/2	2
1755258G02	GE-95R	CO-1803, 1804	3/4 X 5/16	2

BRUSHHOLDERS FOR
GENERAL ELECTRIC

OEM NUMBER	FCI/Diamond No.	Type/Frame	Brush W/T	# of Brushes
1755258G04	GE-342AR	CO-1803,1804,1824	3/4 X 3/8	2
1755259G01	GE-342L	CO-1803, 1804	3/4 X 1/2	2
1755259G02	GE-95L	CO-1803, 1804	3/4 X 5/16	2
1755259G04	GE-342AL	CO-1803, 1804,1824	3/4 X 3/8	2
1755278G02	GE-205R	CO-1805	1 1/4 X 3/8	2
1755279G02	GE-205L	CO-1805	1 1/4 X 3/8	2
1755414G02	GE-159R	CO-1805	1 X 1/2	2
1755414G03	GE-159AR	CO-1805	1 X 5/8	2
1755415G02	GE-159L	CO-1805	1 X 1/2	2
1755415G03	GE-159AL	CO-1805	1 X 5/8	2
1755498G02	GE-230R	CO-1808, 1826, 2506	1 1/2 X 5/8	2
1755498G04	GE-122R	CO-1808	1 1/2 X 7/8	2
1755499G02	GE-230L	CO-1808, 1826, 2506	1 1/2 X 5/8	2
1755499G04	GE-122L	CO-1808	1 1/2 X 7/8	2
1755500G02	GE-72R	CO-1811	1 1/2 X 7/8	3
1755500G04	GE-316AR	CO-1811, 1830	1 1/2 X 1 1/4	3
1755500G05	GE-316R	CO-1811	1 1/2 X 1 1/8	3
1755501G02	GE-72L	CO-1811	1 1/2 X 7/8	3
1755501G04	GE-316AL	CO-1811, 1830	1 1/2 X 1 1/4	3
1755501G05	GE-316L	CO-1811	1 1/2 X 1 1/8	3
1755502G01	GE-352AR	CO-1812, 1829	1 1/4 X 1	4
1755502G04	GE352R	CO-1812	1 1/4 X 1 1/4	4
1755503G01	GE-352AL	CO-1812, 1829	1 1/4 X 1	4
1755503G04	GE-352L	CO-1812	1 1/4 X 1 1/4	4
47887	GE-231L	CO-2002	1 1/4 X 1	2
47888	GE-231R	CO-2002	1 1/4 X 1	2
722467G02	GE-176R	CO-1827A	1 1/4 X 5/8	2
722467G05	GE-176L	CO-1827A	1 1/4 X 5/8	2
724451G01	GE-351R	CO-1822A	1 X 3/8	1
724451G02	GE-351L	CO-1822A	1 X 3/8	1
739559G03	GE-213	CO-2502	3/4 X 1/4	1
739636G01	GE-349	CO-2500	1 X 3/8	2
TYPE MCF BRUSHHOLDERS				
1201273	GE-561UF	MCF	1 1/4 X 1	1
1677852G01	GE-170	MCF	1 1/4 X 1 1/8	1
1677852G02	GE-9	MCF	1 1/4 X 1	1
1677852G03	GE-9A	MCF / MPC	1 1/4 X 7/8	1
1677852G04	GE-93A	MCF	1 1/4 X 3/4	1
1677852G05	GE-9B	MCF	1 1/4 X 5/8	1
1678517G02	GE-203	MCF	1 1/4 X 1	1
1678517G03	GE-175A	MCF	1 1/4 X 1	1
1678517G04	GE-197B	MCF	1 1/4 X 3/4	1
1678517G05	GE-197A	MCF	1 1/4 X 5/8	1
1684387G02	GE-197	MCF / MPC	1 X 1 1/4	1
1689896G01	GE-297	MCF	1 1/4 X 1	1
1689896G03	GE-297B	MCF	1 1/4 X 3/4	1
211B134G01	GE-247	MCF	1 1/4 X 3/4	1
211B134G02	GE-175	MCF	1 1/4 X 1	1
211B134G03	GE-235	MCF	1 1/4 X 1 1/4	1
3817288G09	GE-197	MCF / MPC	1 1/4 X 7/8	1
4917860	GE-197	MCF / MPC	1 1/4 X 7/8	1
4002B1302G02	GE-508UF	MCF	1 1/4 X 7/16	2
4002B1302G03	GE-508AUF	MCF	1 1/4 X 1/2	2
5195065G05	GE-258	MCF	1 1/4 X 1	1

BRUSHHOLDERS FOR
GENERAL ELECTRIC

OEM NUMBER	FCI/Diamond No.	Type/Frame	Brush W/T	# of Brushes
5278837G01	GE-398AUF	MCF	1 1/2 X 3/4	1
5278837G02	GE-399UF	MCF	1 1/2 X 3/4	1
5278837G03	GE-399UF	MCF	1 1/2 X 1	1
5278837G04	GE-398UF	MCF	1 1/2 X 1	1
5914166G02	GE-391A	MCF	1 1/2 X 1/2	2
5914166G05	GE-391	MCF	1 1/2 X 1/2	2
5914166G08	GE-391B	MCF	1 1/2 X 1/2	2
5914166G03	GE-263	MCF	1 1/2 X 5/8	2
5914166G06	GE-263A	MCF	1 1/2 X 5/8	2
5914166G09	GE-263B	MCF	1 1/2 X 5/8	2
5914166G12	GE-263C	MCF	1 1/2 X 5/8	2
5914166G11	GE-391C	MCF	1 1/2 X 1/2	2
692B656G01	GE-321UF	MCF	1 1/4 X 3/4	1
692B656G02	GE-259UF	MCF	1 1/4 X 1	1
692B656G03	GE-260UF	MCF	1 1/4 X 1 1/4	1
692B656G05	GE-602UF	MCF	1 1/4 X 5/8	2
9126453P01	GE-175	MCF	1 1/4 X 1	1
9137615G02	GE-238	MCF	1 1/4 X 7/8	1
9651133P03	GE-235A	MCF	1 1/4 X 1 1/4	1
9651588G01	GE-247	MCF	1 1/4 X 3/4	1
9735900P01	GE-247	MCF	1 1/4 X 3/4	1
TYPE MD 100 BRUSHHOLDERS				
165943	GE-229	MD-101	3/4 X 7/16	2
165972	GE-229	MD-101	3/4 X 7/16	2
1427953	GE-42	MD-102	1 X 3/8	2
167491	GE-42	MD-102	1 X 3/8	2
32X210	GE-42	MD-102	1 X 3/8	2
32X223	GE-42	MD-102	1 X 3/8	2
167796	GE-104	MD-103	1 1/4 X 1/2	2
170835	GE-23	MD-104	1 1/2 X 5/8	2
169851	GE-50A	MD-104 1/2	1 1/8 X 3/4	3
179644	GE-22	MD-105	1 1/4 X 5/8	3
179995	GE-58	MD-106	1 1/4 X 7/8	3
180264	GE-189	MD-107, 109	1 1/4 X 1	4
188261	GE-169	MD-108	1 1/4 X 1	5
188762	GE-305	MD-110	1 1/4 X 1 1/8	7
TYPE MD & MDY 400 BRUSHHOLDERS				
6X523	GE-223AR	MD-402	3/4 X 3/8	2
6X524	GE-223AL	MD-402	3/4 X 3/8	2
747928G01	GE-223AR	MD-402	3/4 X 3/8	2
747928G02	GE-223AL	MD-402	3/4 X 3/8	2
747928G05	GE-223R	MD-403	3/4 X 1/2	2
747928G06	GE-223L	MD-403	3/4 X 1/2	2
747993G05	GE-223R	MD-403	3/4 X 1/2	2
747993G06	GE-223L	MD-403	3/4 X 1/2	2
4750664	GE-223R	MD-403	3/4 X 1/2	2
4750665	GE-223L	MD-403	3/4 X 1/2	2
6X527	GE-146R	MD-404	1 X 1/2	2
6X528	GE-146L	MD-404	1 X 1/2	2
747922G02	GE-146L	MD-406	1 X 1/2	2
747922G01	GE-146R	MD-406	1 X 1/2	2
6X104	GE-146R	MD-406,MDY-441	1 X 1/2	2
6X105	GE-146L	MD-406,MDY-441	1 X 1/2	2

BRUSHHOLDERS FOR
GENERAL ELECTRIC

OEM NUMBER	FCI/Diamond No.	Type/Frame	Brush W/T	# of Brushes
6X531	GE-31R	MD-408	1 1/2 X 5/8	2
6X532	GE-31L	MD-408	1 1/2 X 5/8	2
747909G11	GE-350L	MD-408	1 1/2 X 1/2	2
747909G12	GE-350R	MD-408	1 1/2 X 1/2	2
747918G01	GE-31R	MD-408	1 1/2 X 5/8	2
747918G02	GE-31L	MD-408	1 1/2 X 5/8	2
747918G05	GE-350L	MD-408	1 1/2 X 1/2	2
747918G06	GE-350R	MD-408	1 1/2 X 1/2	2
6X106	GE-142R	MD-410	1 3/4 X 5/8	2
6X107	GE-142L	MD-410	1 3/4 X 5/8	2
907A683AF001	GE-142R	MD-410	1 3/4 X 5/8	2
907A683AF002	GE-142L	MD-410	1 3/4 X 5/8	2
907A683AF003	GE-386R	MD-410	1 3/4 X 1/2	2
907A683AF004	GE-386L	MD-410	1 3/4 X 1/2	2
747951G03	GE-386R	MD-410	1 3/4 X 1/2	2
747951G04	GE-386L	MD-410	1 3/4 X 1/2	2
747951P09	GE-142L	MD-410	1 3/4 X 5/8	2
747951P10	GE-142R	MD-410	1 3/4 X 5/8	2
747952P01	GE-142L	MD-410	1 3/4 X 5/8	2
747952P02	GE-142R	MD-410	1 3/4 X 5/8	2
747952P07	GE-142L	MD-410	1 3/4 X 5/8	2
747982P08	GE-142R	MD-410	1 3/4 X 5/8	2
3X329	GE-118L	MD-412	1 1/2 X 5/8	3
6X752	GE-118R	MD-412	1 1/2 X 5/8	3
747824G02	GE-142AL	MD-412	1 3/4 X 1/2	2
747824G04	GE-142AL	MD-412	1 3/4 X 1/2	2
747842G01	GE-142AR	MD-412	1 3/4 X 1/2	2
747842G03	GE-142AR	MD-412	1 3/4 X 1/2	2
747916G03	GE-118R	MD-412	1 1/2 X 5/8	3
747916G04	GE-118L	MD-412	1 1/2 X 5/8	3
747952P03	GE-142AL	MD-412	1 3/4 X 1/2	2
747952P04	GE-142AR	MD-412	1 3/4 X 1/2	2
747952P05	GE-142AL	MD-412	1 3/4 X 1/2	2
747952P06	GE-142AR	MD-412	1 3/4 X 1/2	2
747939G07	GE-147L	MD-414	1 3/4 X 3/4	3
747939G08	GE-336L	MD-414	1 3/4 X 1/2	3
747939G09	GE-424L	MD-414	1 3/4 X 5/8	3
747939G10	GE-147R	MD-414	1 3/4 X 3/4	3
747939G11	GE-336R	MD-414	1 3/4 X 1/2	3
747939G12	GE-424R	MD-414	1 3/4 X 5/8	3
747941G03	GE-424R	MD-414	1 3/4 X 5/8	3
747941G06	GE-424L	MD-414	1 3/4 X 5/8	3
747926G01	GE-210R	MD-416	1 1/2 X 5/8	4
747926G02	GE-210L	MD-416	1 1/2 X 5/8	4
747843G06	GE-338R	MD-418	1 1/2 X 5/8	4
747843G05	GE-338L	MD-418	1 1/2 X 5/8	4
2721046G01	GE-160L	MD-418	1 1/2 X 3/4	5
2721046G03	GE-160R	MD-418	1 1/2 X 3/4	5
754124G01	GE-256AR	MD-420	2 X 5/8	4
754124G02	GE-256AL	MD-420	2 X 5/8	4
754124G04	GE-256R	MD-420	2 X 7/8	4
754124G05	GE-256L	MD-420	2 X 7/8	4
754124G07	GE-256R	MD-420	2 X 7/8	4
754124G08	GE-256L	MD-420	2 X 7/8	4
754124G10	GE-148R	MD-422	2 X 3/4	4

BRUSHHOLDERS FOR
GENERAL ELECTRIC

OEM NUMBER	FCI/Diamond No.	Type/Frame	Brush W/T	# of Brushes
754124G11	GE-148L	MD-422	2 X 3/4	4
754124G13	GE-148R	MD-422	2 X 3/4	4
754124G14	GE-148L	MD-422	2 X 3/4	4
747993G01	GE-223AR	MDY-449	3/4 X 3/8	2
747993G02	GE-223AL	MDY-449	3/4 X 3/8	2
4745235G03	GE-209R	MDY-442, 446	2 1/2 X 5/8	2
4745235G04	GE-209L	MDY-442, 446	2 1/2 X 5/8	2
4745273G01	GE-345R	MDY-443-EY	1 1/4 X 1/2	2
4745273G02	GE-345L	MDY-443-EY	1 1/4 X 1/2	2
727993G05	GE-223R	MDY-444	3/4 X 1/2	2
727993G06	GE-223L	MDY-444	3/4 X 1/2	2
428C694G03	GE-211R	MDY-450	1 X 1/2	2
428C694G04	GE-211L	MDY-450	1 X 1/2	2
TYPE MD 600 BRUSHHOLDERS				
428C685G01	GE-139RUF	MD-602, 603	3/4 X 1/2	2
428C685G02	GE-139LUF	MD-602, 603	3/4 X 1/2	2
6748708G01	GE-139R	MD-602, 603	3/4 X 1/2	2
6748708G02	GE-139L	MD-602, 603	3/4 X 1/2	2
6749037G01	GE-211R	MD-604	1 X 1/2	2
6749037G02	GE-211L	MD-604	1 X 1/2	2
6749232G03	GE-211R	MD-604	1 X 1/2	2
6749232G04	GE-211L	MD-604	1 X 1/2	2
428C694G01	GE-211RUF	MD-604	1 X 1/2	2
428C694G02	GE-211LUF	MD-604	1 X 1/2	2
8851333G01	GE-597R	MD-604	1 1/8 X 1/2	3
8851333G02	GE-597L	MD-604	1 1/8 X 1/2	3
428C695G01	GE-193RUF	MD-606	1 1/4 X 5/8	2
428C695G02	GE-193LUF	MD-606	1 1/4 X 5/8	2
6749232G01	GE-193R	MD-606	1 1/4 X 5/8	2
6749232G02	GE-193L	MD-606	1 1/4 X 5/8	2
428C686G01	GE-221RUF	MD-608	1 3/4 X 5/8	2
428C686G02	GE-221LUF	MD-608	1 3/4 X 5/8	2
6749108G01	GE-221R	MD-608	1 3/4 X 5/8	2
6749108G02	GE-221L	MD-608	1 3/4 X 5/8	2
6749108G05	GE-221R	MD-608	1 3/4 X 5/8	2
6749108G03	GE-182R	MD-610	1 1/2 X 5/8	3
6749108G04	GE-182L	MD-610	1 1/2 X 5/8	3
428C697G01	GE-182RUF	MD-610	1 1/2 X 5/8	3
428C697G02	GE-182LUF	MD-610	1 1/2 X 5/8	3
41C631160G02	GE-576	MD-612	1 3/4 X 5/8	2
6749158G02	GE-192	MD-612	1 3/4 X 3/4	3
6748585G02	GE-192	MD-612	1 3/4 X 3/4	3
6749310G02	GE-311	MD-612	1 3/4 X 5/8	2
428C682G02	GE-192UF	MD-612	1 3/4 X 3/4	3
428C683G02	GE-138UF	MD-614	1 1/2 X 5/8	4
6749126G02	GE-138	MD-614	1 1/2 X 5/8	4
428C687G02	GE-137UF	MD-616	1 3/4 X 3/4	4
6749126G04	GE-137	MD-616	1 3/4 X 3/4	4
6749315G02	GE-361	MD-616	1 1/2 X 5/8	3
41C631397G02	GE-384UF	MD-616	1 1/2 X 5/8	3
6748745G02	GE-195	MD-618	2 X 3/4	4
428C689G02	GE-195UF	MD-618	2 X 3/4	4
8851505G01	GE-365UF	MD-620	1 3/4 X 3/4	6
8851707G01	GE-376UF	MD-622	1 3/4 X 3/4	6

BRUSHHOLDERS FOR
GENERAL ELECTRIC

OEM NUMBER	FCI/Diamond No.	Type/Frame	Brush W/T	# of Brushes
8851662G01	GE-343UF	MD-624	1 3/4 X 1	6
TYPE MD 800 BRUSHHOLDERS				
36A160424AAG01	GE-448UF	MD-802, A,B,C	1 X 3/8	1
36A160424AAG03	GE-448AUF	MD-802	1 X 3/8	1
36A160425AAG01	GE-449UF	MD-803	1 X 1/2	1
36A160426AAG01	GE-366UF	MD-804	1 1/4 X 5/8	1
36A160426AAG02	GE-366AUF	MD-804	1 1/4 X 5/8	1
36A160426AAG03	GE-366BUF	MD-806/808	1 1/4 X 5/8	1
36A160421AAG02	GE-367UF	MD-810	1 1/2 X 3/4	1
36B465471AC001	GE-574	MD 810	1 1/2 x 3/4	1
36A160422AAG02	GE-368UF	MD-812/814/816	1 1/2 X 7/8	1
36A160423AAG02	GE-369UF	MD-818	1 X 1/2	1
TYPE MCP AND MPC BRUSHHOLDERS				
1675241G02	GE-27L	MCP	1 1/4 X 1	1
1675241G03	GE-68	MCP	1 1/4 X 7/8	1
1675241G04	GE-27K	MCP	1 1/4 X 3/4	1
1675241G05	GE-27D	MCP	1 1/4 X 5/8	1
1675241G06	GE-27A	MCP	1 1/4 X 3/4	1
152BB483G01	GE-418UF	MPC	1 1/2 X 5/8	2
1684387G03	GE-37	MPC	1 1/4 X 7/8	1
1684387G04	GE-37A	MPC	1 1/4 X 3/4	1
2116310G01	GE-27	MPC	1 1/4 X 3/4	1
2116310G02	GE-27D	MPC	1 1/4 X 5/8	1
2116310G04	GE-27N	MPC	1 1/4 X 7/8	1
2116310G05	GE-27M	MPC	1 1/4 X 1	1
2116310G06	GE-27S	MPC	1 1/4 X 1 1/8	1
223277G02	GE-69	MPC	1 1/4 X 1/2	1
2869425G05	GE-27M	MPC	1 1/4 X 1	1
2869425G01	GE-27	MPC	1 1/4 X 3/4	1
3646754G02	GE-9	MPC	1 1/4 X 1	1
3646754G06	GE-93B	MPC	1 1/4 X 1/2	1
3646754G08	GE-9	MPC	1 1/4 X 1	1
8527539G01	GE-594	MPC	1 1/4 X 5/8	1
3646754G09	GE-9A	MPC	1 1/4 X 7/8	1
3646754G11	GE-93	MPC	1 1/4 X 5/8	1
584548	GE-405	MPC	1 1/4 X 3/4	1
B138011G04	GE-444	MPC	1 1/4 X 5/8	1
8527539G02	GE-594A	MPC	1 1/4 X 7/8	1
1148503G03	GE-27B	MPC	1 1/4 X 3/4	1
TYPE RC AND RF BRUSHHOLDERS				
1233853G01	GE-17E	RC	3/4 X 5/16	1
1213060G08	GE-55A	RC	1 X 7/16	1
1213060G09	GE-55C	RC	3/4 X 5/16	1
1213060G11	GE-17B	RC	1 X 5/8	1
1213060G27	GE-20E	RC	1 X 3/4	1
1213060G29	GE-20D	RC	1 X 5/8	1
1671268G02	GE-112A	RCP	1 1/4 X 1/2	1
1671268G03	GE-112	RCP	1 1/4 X 3/4	1
1671268G04	GE-177	RCP	1 1/4 X 3/4	1
1671268G05	GE-204	RCP	1 1/4 X 7/8	1
1671269G03	GE-113	RCP	1 1/4 X 5/8	1
1671269G04	GE-113B	RCP	1 1/4 X 3/4	1

BRUSHHOLDERS FOR
GENERAL ELECTRIC

OEM NUMBER	FCI/Diamond No.	Type/Frame	Brush W/T	# of Brushes
1671269G11	GE-113A	RCP	1 1/4 X 7/8	1
220458G02	GE-174	RF	1 1/4 X 3/8	1
220458G05	GE-275	RF	1 1/4 X 3/4	1
220459G01	GE-200	RF	1 1/4 X 5/8	1
220459G02	GE-200A	RF	1 1/4 X 1/2	1
220459G03	GE-199	RF	1 1/4 X 3/8	1
220459G05	GE-269	RF	1 1/4 X 7/8	1
220459G08	GE-200C	RF	1 1/4 X 3/4	1
220460G02	GE-200B	RF	1 1/4 X 5/8	1
220460G04	GE-198B	RF	1 1/4 X 7/8	1
220460G07	GE-198	RF	1 1/4 X 1 1/4	1
MINE HAULAGE BRUSHHOLDERS				
100X540	GE-228	HM-833	2 X 1 1/8	3
169176	GE-75A	HM-516	2 1/2 X 5/8	1
100612	GE-76	HM-701,801	2 X 1	1
148327	GE-76	HM-703,801	2 X 1	1
118512	GE-80	HM-707,822	2 3/4 X 3/4	1
100616	GE-61	HM-711,827-A,829-A	1 3/4 X 1	2
106931	GE-47	HM-802,803	2 X 1	1
143160	GE-74	HM-809	1 3/4 X 9/16	2
169175	GE-75	HM-819,821,839	2 1/2 X 3/4	1
164852	GE-62A	HM-820	1 7/8 X 1	2
106935	GE-59	HM-823	2 X 1	1
292438	GE-49	HM-824	2 1/4 X 1 1/4	2
177424	GE-49	HM-824	2 1/4 X 1 1/4	2
269941	GE-57	HM-825,834,835	2 1/2 X 13/16	1
169941	GE-57	HM-825,834,835	2 1/2 X 13/16	1
210977	GE-29	HM-825	1 3/4 X 5/8	1
205355	GE-29B	HM-825	1 3/4 X 5/8	1
41A239645G01	GE-29B	HM-825	1 3/4 X 5/8	1
290060	GE-62C	HM-829	1 3/4 X 1	2
724583G02	GE-304	HM-829	1 3/4 X 9/16	2
724583G03	GE-62B	HM-830	1 1/2 X 1	2
235115	GE-62B	HM-830	1 1/2 X 1	2
297986	GE-62B	HM-830	1 1/2 X 1	2
40X344	GE-164	HM-831	2 1/2 X 5/8	1
279503	GE-164	HM-831	2 1/2 X 5/8	1
6X666	GE-206	HM-831	1 3/4 X 5/8	1
2724927	GE-206	HM-831A	1 3/4 X 5/8	1
217146	GE-172	HM-836	1 1/2 X 13/16	1
230975	GE-172	HM-836	1 1/2 X 13/16	1
289882	GE-96	HM-839	2 1/2 X 5/8	1
289601	GE-62	HM-840	1 7/8 X 1 1/4	2
289602	GE-63	HM-840	1 5/8 X 3/4	2
235172	GE-62	HM-840	1 7/8 X 1 1/4	2
6738257G02	GE-214	HM-842	2 1/4 X 1	2
6738257G04	GE-214	HM-842	2 1/4 X 1	2
673845G02	GE-312	HM-842	1 1/2 X 5/8	2
6738492G02	GE-180	HM-850	1 7/8 X 5/8	3
6738105G02	GE-257	GHM-840	2 X 5/8	2
740283G09	GE-228	GHM-833	2 X 1 1/8	3
6738490G02	GE-226	GHM-849-A-1, HM-850	1 5/8 X 7/8	4
6738332G02	GE-355	5GHM846B1	1 1/2 X 3/4	2
4728796G02	GE-127	GHM-843-C-1	2 1/4 X 7/8	2
4728796G05	GE-127	GHM-843-C-1	2 1/4 X 7/8	2

BRUSHHOLDERS FOR
GENERAL ELECTRIC

OEM NUMBER	FCI/Diamond No.	Type/Frame	Brush W/T	# of Brushes
100X540	GE-228	GHM-833, GEF-3144	2 X 1 1/8	3
4750260	GE-105	GHM-831,838-F-1	2 X 7/8	3
175620	GE-158	CY-21	7/8 X 1/2	1
730449G01	GE-77	CY-21,CABLE REEL	1 1/4 X 1 1/8	2
15627	GE-73R	GE-52	2 1/2 X 1/2	1
15628	GE-73L	GE-52	2 1/2 X 1/2	1
66681	GE-71AR	GE-58	1 3/8 X 1 1/4	2
66682	GE-71R	GE-58	1 3/8 X 7/8	2
66683	GE-71AL	GE-58	1 3/8 X 1 1/4	2
66684	GE-71L	GE-58	1 3/8 X 7/8	2
SLIPRING BRUSHHOLDERS				
	GE-451UF	Slipring	3/4 X 1/2	2
1142070G01	GE-46A	Slipring	1/2 X 1	1
1142071G01	GE-46	Slipring	5/8 X 1-1/4	1
13214E8677	GE-469	Slipring	3/8 X 1	2
153B1052ABG01	GE-553	Slipring	3/8 X 7/8	2
156B4210G01	GE-564	Slipring	5/8 X 1 1/2	8
1755576G01	GE-413	Slipring	1 1/4 X 3/4	2
164342	GE-485	Slipring	5/8 X 1 1/4	1
1864622G02	GE-191	Slipring	1 X 1 1/4	1
188951G01	GE-407	Slipring	3/4 X 1 1/4	2
188952G01	GE-377	Slipring	3/4 X 1 1/4	2
1977317G01	GE-471	Slipring	5/8 X 1 1/2	3
205605G01	GE-242	Slipring	5/8 X 1 1/2	6
205615G01	GE-271	Slipring	5/8 X 1 1/2	6
2164617	GE-331	Slipring	3/4 X 1 1/4	1
313A9760G01	GE-567	Slipring	1/2 x 1	1
313C961G01	GE-568	Slipring	1 X 1 1/4	1
3300B61A0000G01	GE-245	Slipring	5/8 X 1 1/2	3
34A6010132G02	GE-604A	Slipring	5/8 X 1 1/4	1
34A610000G01	GE-46	Slipring	1/2 X 1	1
34A610023G01	GE-46	Slipring	5/8 X 1 1/4	1
34A610033G01	GE-46	Slipring	5/8 X 1 1/4	1
34A610132G01	GE-604	Slipring	5/8 1 1/4	1
3624046G01	GE-569	Slipring	3/4 X 1 1/4	1
3674562G01	GE-46E	Slipring	1/2 X 1	1
3674563G01	GE-46	Slipring	5/8 X 1 1/4	1
3674564G01	GE-439	Slipring	1/2 x 1	2
3674564G05	GE-439A	Slipring	1/2 X 1	2
3674565G01	GE-443	Slipring	5/8 X 1 1/4	3
3674566G01	GE-246	Slipring	5/8 X 1 1/2	4
3674566G02	GE-246A	Slipring	5/8 X 1 1/2	4
3719431G01	GE-393	Slipring	3/8 X 7/8	2
3850705G01	GE-433	Slipring	5/8 x 1 1/2	6
4002B5940AAG01	GE-245	Slipring	5/8 X 1 1/2	3
4967754G01	GE-577	Slipring	5/8 X 1 1/2	8
5195850G01	GE-579	Slipring	5/8 X 1 1/4	2
5373468G01	GE-245	Slipring	5/8 X 1 1/2	3
5888935ABG01	GE-580	Slipring	3/4 X 1 1/4	2
5962823G01	GE-582	Slipring	5/8 X 1 1/2	2
5962823G02	GE-582A	Slipring	5/8 X 1 1/2	2
5989825G02	GE-584	Slipring	5/8 X 1 1/2	8
604406	GE-406	Slipring	1 X 1 1/2	2
73914	GE-492	Slipring	3/4 X 1 1/4	3

BRUSHHOLDERS FOR
GENERAL ELECTRIC

OEM NUMBER	FCI/Diamond No.	Type/Frame	Brush W/T	# of Brushes
8077592G01	GE-590	Slipring	3/4 X 1 1/4	1
8088920G01	GE-322	Slipring	5/8 X 1 1/2	2
8284117G01	GE-592	Slipring	5/8 X 1 1/2	2
8286231G01	GE-415	Slipring	5/8 X 1 1/2	3
885935G01	GE-598	Slipring	5/8 X 1 1/4	6
9008656G01	GE-567	Slipring	1/2 X 1	1
9008656G05	GE-572	Slipring	1/2 X 1	1
9061031G01	GE-475	Slipring	5/8 X 1 1/2	6
9061031G02	GE-475A	Slipring	5/8 X 1 1/2	4
9129813	GE-489	Slipring	1/2 X 1	3
9129814G01	GE-415	Slipring	5/8 X 1 1/2	3
TRACTION BRUSHHOLDERS				
1X9694	GE-438R	Traction / Transit	3/8 X 5/8	1
1X9695	GE-438L	Traction / Transit	3/8 X 5/8	1
1X9701	GE-437R	Traction / Transit	16mm x 12.5mm	2
1X9702	GE-437L	Traction / Transit	16mm x 12.5mm	2
1212357	GE-477R	Traction	1 7/8 X 1/2	2
1212358	GE-477L	Traction	1 7/8 X 1/2	2
14787727G01	GE-109M	763	1 1/2 X 5/8	2
14787747G01	GE-109M	763	1 1/2 X 5/8	2
2470835	GE-501R	Traction	1 1/4 X 1/2	2
2470836	GE-501L	Traction	1 1/4 X 1/2	2
2735692G02	GE-232	5GT-549	2 X 3/4	3
2735796G01	GE-354A	5GMG 129	1 1/4 X 1/2	1
2735916G04	GE-340	Transit/Traction	1 3/4 X 3/4	3
27444	GE-379	69-C	2 1/4 X 1/2	4
334B746G01	GE-178	GT-558	1 1/4 X 5/8	1
41B530551G01	GE-109M	733,763,GT-1503	1 1/2 X 5/8	2
41B530658G01	GE-403	752	2 1/4 X 3/4	3
41B531649G02	GE-431	GTA 15	3/4 X 1 3/4	1
41B532735G01	GE-440RUF	1257, 1259	1 1/2 X 3/4	2
41B532735G02	GE-440LUF	1257, 1259	1 1/2 X 3/4	2
41B535459G01	GE-456UF	1240	1 1/2 X 3/4	2
41C632667G01	GE-403	752	2 1/4 X 3/4	3
41C632667G02	GE-403	752	2 1/4 X 3/4	3
41C632667G04	GE-403A	776	2 1/4 X 3/4	3
41C632667G06	GE-403	752	2 1/4 X 3/4	3
41C632667G08	GE-403A	776	2 1/4 X 3/4	3
41C633440G02	GE-476AUF	GMG 182	1 X 1/2	1
41C633440G04	GE-476AUF	GMG 182	1 X 1/2	1
41C633479H07	GE-440RUF	1259	1 1/2 X 3/4	2
41C633479H08	GE-440LUF	1259	1 1/2 X 3/4	2
41C632955G02	GE-374	772	1 1/2 X 3/4	3
41C632955G04	GE-374	772	1 1/2 X 3/4	3
41C633771G03	GE-603	752 Reaction	2.2 x .70	3
41C633831G01	GE-456UF	1240	1 1/2 X 3/4	2
41C633869H03	GE-440R	1257	1 1/2 X 3/4	2
41C633869H04	GE-440L	1257	1 1/2 X 3/4	2
41C636967G01	GE-347AUF	1258	1 7/8 X 5/8	1
41C637020G01	GE-420CUF	1250	1 1/2 X 5/8	2
427C431G01	GE-420	1220, 1250	1 1/2 X 5/8	2
4720136G06	GE-460	1241	1 1/4 X 9/16	2
4742688G03	GE-129AM	1213J2	1 7/8 X 5/8	2
4742751G01	GE-241	5GE287E51	2 5/8 X 1	2

BRUSHHOLDERS FOR
GENERAL ELECTRIC

OEM NUMBER	FCI/Diamond No.	Type/Frame	Brush W/T	# of Brushes
4742978G02	GE-307L	724A1	1 3/8 X 3/4	3
4742978G01	GE-307R	724A1	1 3/8 X 3/4	3
4744157G01	GE-185B2	Traction	1 1/2 X 5/8	2
4744157G02	GE-185B1	Traction	1 1/2 X 5/8	2
4748638G01	GE-318	731	T1 5/8 X 1	3
4729668G01	GE-262	5GT-553C3	1 1/2 X 3/8	2
6726511G01	GE-132	GT-552-A4	1 1/2 X 1/2	2
6732876G05	GE-178	GT-558	1 1/4 X 5/8	1
6732887G02	GE-354A	5GMG 129	1 1/4 X 1/2	1
6733118G01	GE-109B	733, 741	1 1/2 X 5/8	2
6733792G01	GE-430	GT 603	1 1/4 X 3/4	1
6734766G01	GE-239	747	1 3/4 X 5/8	2
6746255G01	GE-467	1255	1 7/8 X 5/8	2
6746255G04	GE-467	1255	1 7/8 X 5/8	2
8843525G01	GE-445	761	1 1/2 X 3/4	2
9949701G01	GE-473	7GA47	1 1/4 X 1 1/4	1
9949701G05	GE-473A	7GA47CI	1 1/4 X 1 1/4	1
9949750G01	GE-109B	733, 741	1 1/2 X 5/8	2
8104787ADG02	GE-129A	1213	1 7/8 X 1/2	2
813956	GE-423	728	2 X 5/8	3
TURBINE BRUSHHOLDERS				
142A7602G03	GE-562	Turbine	1 1/2 X 1	3
143A5107G04	GE-563	Turbine	1 1/4 X 3/4	1
153A7733G01	GE-236PUF	Turbine	1 1/4 X 3/4	1
215B733G01	GE-565	Turbine	1 1/4 X 3/4	1
4919813G01	GE-236	Turbine	1 1/4 X 3/4	1
4919813G02	GE-236A	Turbine	1 1/4 X 3/4	1
4919813G03	GE-236B	Turbine	1 1/4 X 3/4	1
628C420G01	GE-236GUF	Turbine	1 1/4 X 3/4	1
628C420G02	GE-236HUF	Turbine	1 1/4 X 3/4	1
628C420G03	GE-236NUF	Turbine	1 1/4 X 3/4	1
628C420G04	GE-236PUF	Turbine	1 1/4 X 3/4	1
6654687P01	GE-589	Turbine	1 1/4 X 3/4	1
6968239G01	GE-589A	Turbine	1 1/4 X 3/4	1
751E532G02	GE-524UF	Turbine	1 X 1 1/2	6
751E532G01	GE-605UF	Turbine	1 X 1 1/2	4
945C657	GE-236UF	Turbine	1 1/4 X 3/4	1
99A511BHB001G1	GE-600UF	Turbine	1 1/4 X 3/4	1
MISCELLANEOUS BRUSHHOLDERS				
100263	GE-301	CP & CQ	1 X 3/8	1
100264	GE-301A	CP & CQ	1 1/4 X 7/16	1
101A7914ABG01	GE-323MUF		1 1/2 X 1	1
10477	GE-145L		1 1/2 X 5/8	1
10487	GE-145R		1 1/2 X 5/8	1
1142075-1	GE-85		1 1/4 X 3/8	1
1176633	GE-203		1 1/4 X 1	1
1179144G04	GE-114		1 1/4 X 5/8	1
125C414-001	GE-419	BT	1 1/2 X 5/8	1
1860642G01	GE-40	HCC	1 1/4 X 3/4	1
1233853G02	GE-20	CYC	3/4 X 7/16	1
125C649-001	GE-356		1 1/4 X 7/16	1
128B8617G01	GE-525AUF		5/8 X 1 1/2	2
1674554G02	GE-326		1 1/4 X 7/8	1

BRUSHHOLDERS FOR
GENERAL ELECTRIC

OEM NUMBER	FCI/Diamond No.	Type/Frame	Brush W/T	# of Brushes
1675252G02	GE-234		1 1/4 X 1 1/4	2
1676478G04	GE-40G	HCC	1 1/4 X 3/4	1
1677837G03	GE-198A	RF	1 1/4 X 3/4	1
1677837G05	GE-302		1 1/4 X 1/2	1
1677887G03	GE-40E	HCC	1 1/4 X 3/4	1
1684336G04	GE-40	HCC	1 1/4 X 3/4	1
1684336G06	GE-40B	HCC	1 1/4 X 1/2	1
1832949G06	GE-40B	HCC	1 1/4 X 1/2	1
1832959G03	GE-297B	MCF	1 1/4 X 3/4	1
195140	GE-179	CP / CQ	1 3/4 X 1/2	2
1991950G01	GE-119A		1 1/4 X 1/2	2
2112555G02	GE-280UF		1 1/4 X 3/16	1
2186869G01	GE-566		1 1/4 X 3/4	1
266664	GE-17C	CVC	1 X 7/16	1
266748	GE-168	CVC	3/4 X 7/16	1
267609	GE-17	CP / CQ	3/4 X 1/2	1
2744075G02	GE-466R		3 1/4 X 9/16	2
2860642G03	GE-40B	HCC	1 1/4 X 1/2	1
36A160427AAG01	GE-450UF		1 1/4 X 3/4	1
36A167345AA001	GE-571UF		1 1/8 X 1 1/4	1
36A172040AAG02	GE-484AUF		1 1/2 X 1/2	2
36A173735AAG01	GE-481UF		1 1/4 X 1 1/2	1
36A173821AA001	GE-572		1 X 1/2	1
36A178097AA001	GE-573		1 X 1/2	1
36A291580AAG31	GE-328MS	AM	1 1/4 X 5/8	1
407545	GE-15	CVC	3/4 X 7/16	1
4447927G03	GE-236B		1 1/4 X 3/4	1
4725246G02	GE-442		2 3/8 X 13/16	2
4729684G01	GE-145L		1 1/2 X 5/8	1
4729684G02	GE-145R		1 1/2 X 5/8	1
5058058G06	GE-602	Exciter	1 X 7/8	1
58C132416P1	GE-581	LCD	1 1/4 X 7/8	1
599B382DG05	GE-585UF		1 1/4 X 5/8	1
706A931G01	GE-26EX	AM-610	1 1/4 X 1/4	1
706A931G02	GE-26MY	AM-610	1 1/4 X 1/2	1
740354G	GE-228	GEF-3144	2 X 1 1/8	3
767B172G01	GE-328MS	AM	1 1/4 X 5/8	1
767B172G02	GE-383A	AM	1-1/4 X 5/8	1
767B172G05	GE-329	AM	1 1/4 X 1/4	1
767B172G06	GE-383	AM	1 1/4 X 1/2	1
767B751G01	GE-388	BT-1380	1 1/4 X 5/8	2
814B129G01	GE-418BUF		1 1/2 X 3/8	2
814B129G02	GE-418AUF		1 1/2 X 1/2	2
814B129G03	GE-418UF		1 1/2 X 5/8	2
837704G01	GE-380		2 1/4 X 1 1/4	1
8424350G02	GE-593	BY	5/8 X 5/16	1
8783240G03	GE-595		3/8 X 1 1/2	2
8785986G01	GE-596	CY-555	1 1/2 X 3/8	1
9009233G01	GE-573		1 1/4 X 5/8	2
9009241G01	GE-574		3/4 X 3/8	2
9407279G15	GE-599		1 1/4 X 5/8	1
9409296	GE-328	AM	1 1/4 X 1/2	1
9409315	GE-329	AM	1 1/4 X 1/4	1

BRUSHHOLDERS FOR

GOODMAN

OEM NUMBER	FCI/Diamond No.	Type/Frame	Brush W/T	# of Brushes
104965	GM-44	41E	2 3/8 X 5/8	1
106925	GM-48	136A	1 1/2 X 7/8	2
10927	GM-30		2 1/2 X 5/8	1
10928	GM-30		2 1/2 X 5/8	1
122773	GM-9	460	1 5/8 X 3/4	3
127625-C	GM-20	112G	7/8 X 1/4	2
147945-C	GM-20A	52T	2 X 3/8	2
147972-C	GM-20A	195M	2 X 3/8	2
150199	GM-26R	460B	1 1/4 X 3/8	2
150200	GM-26L	460B	1 1/4 X 3/8	2
180651	GM-20A	52T	2 X 3/8	2
188325C	GM-43	195R	1 X 3/4	2
302787	GM-45	260 / 298	1 3/4 X 1	1
302790	GM-45	260 / 298	1 3/4 X 1	1
32269	GM-39	81	1 7/8 X 1 3/8	3
401866	GM-4		2 1/2 X 7/8	1
402092	GM-31R	512EJ	1 3/4 X 5/8	3
402093	GM-31L	512EJ	1 3/4 X 5/8	3
402110	GM-23		1 7/8 X 1	2
402145	GM-9	460BH	1 5/8 X 3/4	3
402146	GM-9	460BH	1 5/8 X 3/4	3
402182	GM-17	36B / 36A	2 X 1 1/8	2
402397	GM-18	36B / 36A	2 X 1 1/8	2
403274	GM-34	460	1 7/8 X 1/2	2
403557-C	GM-17	36B / 36A	2 X 1 1/8	2
405563-C	GM-29		2 1/4 X 1 1/8	1
408232-C	GM-36R	165	1 3/4 X 3/4	3
408233-C	GM-36L	165	1 3/4 X 3/4	3
409047-C	GM-27		1 1/4 X 1/4	2
409512	GM-36AL	165A	1 3/4 X 7/8	3
409513	GM-36AR	165A	1 3/4 X 7/8	3
415139C	GM-54		1 X 2	2
416626	GM-33		1 3/8 X 1 1/8	4
416930	GM-35R	665	1 5/8 X 5/8	2
416931	GM-35L	665	1 5/8 X 5/8	2
42008	GM-5	12AB	2 1/4 X 3/4	2
420917	GM-56		1 3/4 X 3/4	3
421000	GM-46		1 3/8 X 1 1/8	3
43770	GM-24	212	2 1/2 X 7/8	2
47898	GM-44	41E	2 3/8 X 5/8	1
54561	GM-21		2 X 3/4	1
570016	GM-21		2 X 3/4	1
57058-C	GM-21		2 X 3/4	1
59160	GM-18	36B / 36A	2 X 1 1/8	2
60178	GM-25	33-04T	2 3/8 X 7/8	1
61488	GM-6	14T-32	2 1/4 X 1 1/8	1
61564-C	GM-32	34-1-4C	1 3/4 X 1 1/8	2
639750	GM-28		2 X 3/4	2
639751	GM-28		2 X 3/4	2
65142-C	GM-18	36B / 36A	2 X 1 1/8	2
68790	GM-25	33-04T	2 3/8 X 7/8	1
70905	GM-15A	34B	2 X 1	2
79180-C	GM-24	212	2 1/2 X 7/8	2

BRUSHHOLDERS FOR

GOODMAN

OEM NUMBER	FCI/Diamond No.	Type/Frame	Brush W/T	# of Brushes
814269C	GM-38		1 3/4 X 5/8	6
814280	GM-38		1 3/4 X 5/8	6
8842083G02	GM-41		1 3/4 X 3/4	2
8842083G03	GM-37	400	1 3/4 X 3/4	3
8863517G03	GM-37	400	1 3/4 X 3/4	3
95995C	GM-39	81	1 7/8 X 1 3/8	3
97360-C	GM-15	34B	2 X 1 1/8	2
99615	GM-17	36B / 36A	2 X 1 1/8	2
99814	GM-15A	34B	2 X 1	2

BRUSHHOLDERS FOR

HARNISCHFEGER

OEM NUMBER	FCI/Diamond No.	Type/Frame	Brush W/T	# of Brushes
35934-1	PH-16	DS-604	1 1/2 X 1/2	1
573E19	PH-37	Slipring	3/4 X 1 1/2	1
573F249	PH-24UF	Slipring	3/4 X 1 1/2	1
69184-1	PH-16	DS-604	1 1/2 X 1/2	1
73F54	PH-15	DS-1000	1 1/2 X 3/8	1
73F82	PH-25	CR-32	1 1/2 X 5/8	1
73H181	PH-38	DS-604	1/2 X 1 1/2	1
73Q4	PH-27UF	HEW-75	3/4 X 1 1/2	2
73U4	PH-40UF		1 X 1/2	1
9573E78-1	PH-18UF	AC-25	3/4 X 1 1/2	5
9573E79	PH-19UF	AC-8	1/2 X 1 1/8	3
957E74-1	PH-27A	Slipring	3/4 X 1 1/2	1
L-35915-2	PH-15	DS-1000	1 1/2 X 3/8	1
L-65192-1	PH-2	CR-22	1 X 5/8	1
L-9044	PH-4	13 X 11	2 1/4 X 3/4	2
L-973F83-1	PH-28R		1 1/2 X 5/8	2
L-973F83-2	PH-28L		1 1/2 X 5/8	2
7305	PH-32UF	HEW-444 / 500	3/4 X 1 1/2	2
73Q6	PH-46UF	HEW-400	1/2 X 1 1/8	2
73Q7	PH-47UF	HEW-320 / 360	1/2 X 1 1/8	2
73Q8	PH-48UF	HEW-210 / 250 / 280	5/16 X 5/8	2

BRUSHHOLDERS FOR

HITACHI

OEM NUMBER	FCI/Diamond No.	Type/Frame	Brush W/T	# of Brushes
310R848-575	HI-4L		40 mm x 20 mm	2
310R848-576	HI-4R		40 mm x 20 mm	2

BRUSHHOLDERS FOR

JEFFREY

OEM NUMBER	FCI/Diamond No.	Type/Frame	Brush W/T	# of Brushes
102263	JF-14	29-C	2 X 3/8	1
10234	JF-8		2 X 1	1
108028	JF-44	MH2100	1 1/2 X 1 1/4	2
111950	JF-9	MH2183	1 3/4 X 7/8	2
111951	JF-20		1 3/4 X 3/8	2
112505	JF-22M	MH2160	1 3/4 X 1 1/2	3
116072	JF-15L		1 X 1/4	1
116073	JF-15-R		1 X 1/4	1
116074	JF-11	56A	1 X 3/8	1
117516	JF-23	A7	3/4 X 1/4	1
118760	JF-23H	A7	3/4 X 1/4	1
118775	JF-23H	A7	3/4 X 1/4	1
121677	JF-23	A7	3/4 X 1/4	1
122805	JF-2	MH2100 / 2162	2 1/2 X 7/8	1
133214	JF-10	29U	2 1/2 X 5/8	1
133215	JF-21		2 X 3/8	1
137992	JF-13	MH2154	2 1/4 X 1 1/4	2
141837	JF-25	Slipring	1 1/4 X 5/8	2
141838	JF-33	MH2100	1 1/4 X 3/8	1
144619	JF-44A		1 1/2 X 1 1/4	2
154084	JF-39	MH2110	1 3/4 X 1 1/4	2
158767	JF-18	29U	2 X 7/8	2
1618540	JF-31	66A	3/4 X 3/8	2
175709	JF-32	MT66	3/4 X 3/8	2
185319	JF-32	MT66	3/4 X 3/8	2
185472	JF-32	MT66	3/4 X 3/8	2
186912	JF-31	66A	3/4 X 3/8	2
30366	JF-5	MH-110	2 1/2 X 5/8	1
31009	JF-2	MH2100 / 2162	2 1/2 X 7/8	1
310096	JF-17	29LC	2 1/2 X 7/8	1
31011	JF-5B	MH74	2 1/2 X 5/8	1
31422	JF-6	MH64	1 1/2 X 1	1
37158	JF-1M	MH2313	1 3/4 X 3/4	2
37159	JF-1	MH110	1 3/4 X 7/8	2
37954	JF-5A	MH2100	2 1/2 X 1/2	1
407723	JF-38	MH2356	2 X 1 1/4	3
4081820	JF-34	76AM	2 1/4 X 1	2
438407	JF-37	MH2380	2 1/4 X 7/8	2
44447	JF-28	MH150	2 X 1	1
446262	JF-13A		2 1/4 X 1	2
449334	JF-45UF		2 X 1	3
45247	JF-22M	MH2160	1 3/4 X 1 1/2	3
45973	JF-3	MH88 / 2100	1 3/4 X 1	1
49480	JF-35	MH77	2 1/4 X 5/8	2
49555	JF-13	MH2154	2 1/4 X 1 1/4	2
6246X45	JF-31	66A	3/4 X 3/8	2
99984	JF-24	35BB	1 3/4 X 3/8	2
C81518	JF-16	29C	1 3/4 X 7/8	2

BRUSHHOLDERS FOR

JOY

DEM NUMBER	FCI/Diamond No.	Type/Frame	Brush W/T	# of Brushes
100239	JL-10		1 3/8 X 5/8	1
100370	JL-11		1 3/8 X 5/8	1
109571	JL-17		1 3/8 X 3/4	1
1121822	JL-22		7/8 X 3/8	2
1121897	JL-23		1 3/8 X 3/8	2
1121978	JL-24		1 3/8 X 3/8	1
1123701	JL-29		1 11/16 X 11/16	3
1123761	JL-29		1 11/16 X 11/16	3
1124148	JL-30		1 11/16 X 11/16	1
12251-A	JL-2		3/4 X 7/16	2
17480	JL-9		1 X 7/16	1
17883	JL-6		1 3/8 X 3/8	1
35194	JL-13		1 X 5/8	2
538114	JL-21		1 5/8 X 5/8	2
701437-5A	JL-23		1 3/8 X 3/8	2
701437-6A	JL-24		1 3/8 X 3/8	1
701437-8R	JL-25UF		1 X 3/8	2
701437-9A	JL-31		1 1/2 X 1/2	2
7014737-38	JL-22		7/8 X 3/8	2
912636	JL-25UF		1 X 3/8	2
A-105018	JL-15		1 3/8 X 3/8	1
A-105143	JL-14		1 X 3/8	1
A-108033	JL-19		1 X 3/8	1
A-11087	JL-18		2 X 5/8	2
A-118120	JL-20		7/8 X 7/16	2
A-13810	JL-5		1 1/2 X 7/16	2
A-17083	JL-7		1 3/8 X 3/8	1
A-2953-10	JL-4		1 3/4 X 3/4	3
A-6804-E	JL-12		1 X 7/16	2
A-6804-F	JL-3		1 X 1/4	2
A14151	JL-1		1 3/8 X 3/8	1
EP-301-1E	JL-14		1 X 3/8	1
EP-305-115	JL-14		1 X 3/8	1
X-63081	JL-16		3/4 X 7/16	2
X-71257	JL-6		1 3/8 X 3/8	1

BRUSHHOLDERS FOR

K A T O

OEM NUMBER	FCI/Diamond No.	Type/Frame	Brush W/T	# of Brushes
045-00003-00	KA-8		1 1/2	1
047-00009-00	KA-3		3/4 X 1/4	1
047-00024-00	KA-5		3/16 X 1/2	1
047-00026-00	KA-6		9/16 X 3/4	1
047-00092-00	KA-4		1/4 X 1/2	1
047-00119-00	KA-2		1/2 X 5/8	1
047-00120-00	KA-1		3/8 X 5/8	1
047-00130-00	KA-9AUF	Slipring	1/4 X 3/8	2
047-00123-00	W-254B	Slipring	1/4 X 1/2	1
047-00126-00	W-254C	Slipring	1/4 X 1/2	2
047-00128-00	W-254G	Slipring	3/8 x 1/2	1
047-00121-00	R-2Z1		1 3/4 x 3/4	1
047-00122-00	R-2T1		1 5/8 X 3/4	1

BRUSHHOLDERS FOR

K R U P P

OEM NUMBER	FCI/Diamond No.	Type/Frame	Brush W/T	# of Brushes
3-1152U16	KP-100		20mm x 16mm	2

BRUSHHOLDERS FOR

L E E N O R S E

OEM NUMBER	FCI/Diamond No.	Type/Frame	Brush W/T	# of Brushes
10488-511	LN-2		1 1/4 X 3/4	2
2181-11	W-22A		3/4 X 3/8	1
5972-72S	CW-28		1 1/4 X 5/8	2
5973-302	JF-31A		3/4 X 3/8	2
5973-39K	JF-31A		3/4 X 3/8	2
6246-303	JF-31		3/4 X 3/8	2
6246X4S	JF-31		3/4 X 3/8	2
7336-300	W-78L		1 1/2 X 3/4	2
7336-301	W-78R		1 1/2 X 3/4	2
7336-309	W-76R		1 1/2 X 5/8	2
7336-6MS	W-76R		1 1/2 X 5/8	2
7336-6S	W-78L		1 1/2 X 3/4	2
7336-7S	W-78R		1 1/2 X 3/4	2
8890-302	W-176UF		1 X 1/2	1
C3189-19	GE-26A		3/4 X 3/8	1
C3198-538	GE-26A		3/4 X 3/8	1

BRUSHHOLDERS FOR

LOUIS ALLIS

OEM NUMBER	FCI/Diamond No.	Type/Frame	Brush W/T	# of Brushes
01019295	LA-16UF		1 X 3/8	1
01019296	LA-16AUF		1 X 1/2	1
01019297	LA-16BUF		1 X 5/8	1
02P00078-0000	LA-25UF		1 1/2	2
047-00124-00	LA-1D		3/8 X 1	1
047-00125-00	LA-1		3/4 X 3/8	1
047-00127-00	LA-1G		1/2 X 3/8	1
1-112839	LA-7A		1 1/2 X 5/8	1
13204-A	LA-12UF		3/4 X 3/8	1
13786	LA-1E		3/4 X 1/4	1
13787	LA-1		3/4 X 3/8	1
13788	LA-3		1 1/4 X 3/8	1
1716679	LA-15		1 1/4 X 3/8	1
2175	LA-2		1 1/4 X 3/8	1
24104	LA-6A		1 1/2 X 3/8	1
24105	LA-6		1 1/2 X 1/2	1
245-0204	Y-8UF		1 1/2 X 1/2	1
24S-0101	Y-10UF		1 1/2 X 3/8	1
24S8-0404	LA-10UF		1 1/2 X 1/2	1
2P54-0129	LA-11UF		1 1/2 X 3/4	1
3P2-0502	LA-10UF		1 1/2 X 1/2	1
N11536	Y-10UF		1 1/2 X 3/8	1

BRUSHHOLDERS FOR

MARATHON CENTURY

OEM NUMBER	FCI/Diamond No.	Type/Frame	Brush W/T	# of Brushes
600104	CE-5B		1 X 5/8	1
600216	CE-5		1 X 3/8	1
N-0124-1	CE-1		1 X 3/8	1
N-0124-2	CE-1A		1 X 1/2	1

BRUSHHOLDERS FOR

OTIS ELEVATOR

OEM NUMBER	FCI/Diamond No.	Type/Frame	Brush W/T	# of Brushes
131468	OE-12		1 1/2 X 5/8	1
140535	OE-3		1 1/2 X 5/8	1
1787	OE-12S		1 X 5/8	1
	OE-14		1 X 3/8	1

BRUSHHOLDERS FOR

READY POWER

OEM NUMBER	FCI/Diamond No.	Type/Frame	Brush W/T	# of Brushes
100575	RP-2		1 3/4 X 9/16	1
201276	RP-3		1 5/8 X 9/16	1
201064	RP-8		1 1/8 X 1/2	2

BRUSHHOLDERS FOR

RELIANCE

OEM NUMBER	FCI/Diamond No.	Type/Frame	Brush W/T	# of Brushes
40712-R	R-59		1 X 3/8	1
41002-R	R-43		1 X 7/16	1
41002-S	R-43		1 X 7/16	1
41002-T	R-43A		7/8 X 7/16	1
41003-R	R-30		1 1/2 X 1/2	1
41031-S	R-47		2 X 5/8	1
6017-W	R-11K		1 3/4 X 3/4	1
60203-S	R-27		1 1/2 X 7/16	1
60203-SR	R-27C		7/8 X 7/16	1
60203-SS	R-27B		1 1/8 X 7/16	1
60203-SU	R-27J		1 3/8 X 5/8	1
60203-T	R-27A		1 3/8 X 1/2	1
60251-S	R-34A		1 7/8 X 5/8	1
6050-RV	R-11M		1 1/2 X 7/16	1
60521-R	R-34C		1 7/8 X 3/4	1
60521-S	R-34A		1 7/8 X 5/8	1
60521-T	R-34		1 1/2 X 5/8	1
609413-2S	R-68AUF		1 5/8 X 5/8	1
609416-2R	R-68BUF		1 5/8 X 1/2	1
609482-1WBA	R-95UF		1 5/8 X 3/4	1
61995-R	R-90		3/8 X 3/8	1
63080-RA	R-46		3/4 X 3/8	1
66720-R	R-35B		1 1/4 X 5/8	1
700304-3R	R-58UF		1 1/4 X 3/8	1
700304-3S	R-58AUF		1 1/4 X 1/2	1
700304-5R	R-62UF		1 1/2 X 1/2	1
700342-1W	R-63		3/4 X 3/8	1
700343-1R	R-54		1 1/4 X 3/8	1
70420-R	R-42		2 X 3/4	1
70420-S	R-41		2 X 5/8	1
70621-R	R-47		2 X 5/8	1
71857-C	R-33		1 X 3/8	1
71857-S	R-33		1 X 3/8	1
74731-R	JL-19		1 X 3/8	1
74732-A	R-48		1 3/8 X 3/8	1
74733-1	SS-2		1 3/8 X 5/8	2
74733-R	R-55		1 X 3/8	2
75537-R	R-36A		1 X 7/16	1
75537-S	R-36		1 X 1/2	1
75540-1	R-37A		1 1/2 X 1/2	1
75540-R	R-37A		1 1/2 X 1/2	1
75540-S	R-37		1 1/2 X 5/8	1
75541-1	R-35B		1 1/4 X 5/8	1
75541-R	R-35B		1 1/4 X 5/8	1
77327R	R-57		7/8 X 7/16	1
A-22184	R-27A		1 3/8 X 1/2	1
U-60521	R-34C		1 7/8 X 3/4	1
W-60521-C	R-51		1 1/2 X 3/4	1

BRUSHHOLDERS FOR

RELIANCE

OEM NUMBER	FCI/Diamond No.	Type/Frame	Brush W/T	# of Brushes
W-71857	R-33		1 X 3/8	1
W-75537	R-36A		1 X 7/16	1
W-75537-1	R-36		1 X 1/2	1
W-75540-1	R-37		1 1/2 X 5/8	1
W-75546-1	R-35		1 1/2 X 7/8	1
W-75546-R	R-35A		1 1/2 X 3/4	1
W-75546-S	R-35		1 1/2 X 7/8	1
WW-60203	R-27C		7/8 X 7/16	1
X-60521	R-34A		1 7/8 X 5/8	1
X-71857	R-33A		1 3/8 X 3/8	1
X-74730	JL-19		1 X 3/8	1
XW-60203	R-27B		1 1/8 X 7/16	1
Y-60521	R-34		1 1/2 X 5/8	1
YW-60203	R-27A		1 3/8 X 1/2	1
Z-60521	R-34B		1 1/2 X 1/2	1

BRUSHHOLDERS FOR

STONE SAFETY

OEM NUMBER	FCI/Diamond No.	Type/Frame	Brush W/T	# of Brushes
S-10205-1	SE-14UF		1/2 X 1/4	1
S-11945	SE-15UF		1 1/4 X 1/2	1
M-6923	SE-15AUF		1 1/4 X 1/2	1
S-11217-1	SE-16UF		.440 X .314	1
S-11244-1	SE-17UF		.942 X .439	1
T-14312-1	SE-18		1/2 X 1/4	1

BRUSHHOLDERS FOR

TIN LINE

OEM NUMBER	FCI/Diamond No.	Type/Frame	Brush W/T	# of Brushes
	TL-1		1 1/2 X 1 1/2	4
	TL-1A	Tin Line/Plating Line	1 1/2 x 1 1/2	3
	TL-1B	Tin Line/Plating Line	1 1/2 x 1 1/2	2
	TL-1C	Tin Line/Plating Line	1 1/2 x 1 1/2	1
	TL-104UF	Tin Line/Plating Line	1 1/4 x 1 1/4	2
	TL-106	Tin Line/Plating Line	1 1/2 x 1 1/2	5

BRUSHHOLDERS FOR

WEAN

OEM NUMBER	FCI/Diamond No.	Type/Frame	Brush W/T	# of Brushes
2000 MK.D	WTL-1*	Tin Line/Plating Line	1 1/4 x 1 1/4	7
2000-29MK.A	WTL-2		1 X 1	2
2004-22MK.A	WTL-3		1 1/4 X 1 3/4	2
55235A	WTL-4		1 1/2 X 1 1/2	4

*Also available as WTL-1UF

BRUSHHOLDERS FOR
WESTINGHOUSE

OEM NUMBER	FCI/Diamond No.	Type/Frame	Brush W/T	# of Brushes
1259525	W-6E	SK	1-1/2 X 1	1
1552245	W-3A	SK	3/4 X 3/8	1
1552246	W-3	SK	1 X 3/8	1
1552247	W-3E	SK	3/4 X 1/2	1
1552248	W-3C	SK	1 X 1/2	1
1552258	W-6V	SK	1 1/2 x 5/8	1
1552263	W-6K	SK	1 x 5/8	1
1552269	W-6	SK	1 X 3/8	1
1552270	W-6	SK	1 1/4 X 3/8	1
1552271	W-6B	SK	1 X 1/2	1
1552272	W6H	SK	1 1/4 X 1/2	1
1552273	W-6K	SK	1 X 5/8	1
1552274	W-6C	SK	1 1/4 X 5/8	1
1552275	W-6F	SK	1 X 3/4	1
1552276	W-6J	SK	1 1/4 X 3/4	1
1552277	W-6L	SK	1 1/2 X 3/4	1
155245	W-3A	SK	3/4 X 3/8	1
1597126	W-77A	SK	3/4 X 3/8	1
1602152	W-22A	SK	3/4 X 3/8	1
1602153	W-22	SK	1 X 3/8	1
1612498	W-6V	SK	1 1/2 X 5/8	1
1622075	W-3K	SK	1 X 5/8	1
1657523	W-22A	SK	3/4 X 3/8	1
1657524	W-22	SK	1 X 3/8	1
179181-A	W-3A	SK	3/4 X 3/8	1
179182-A	W-3D	SK	1 X 1/4	1
179183	W-3B	SK	3/4 X 1/4	1
179184-A	W-3	SK	1 X 3/8	1
179186	W-3C	SK	1 X 1/2	1
179187	W-3E	SK	3/4 X 1/2	1
179202-A	W-6H	SK	1 1/4 X 1/2	1
179204	W-6	SK	1 X 3/8	1
179205-A	W-6B	SK	1 X 1/2	1
179206	W-6K	SK	1 X 5/8	1
179207	W-6F	SK	1 X 3/4	1
179208-A	W-6A	SK	1 1/4 X 3/8	1
179209-A	W-6C	SK	1 1/4 X 5/8	1
179210	W-6J	SK	1 1/4 X 3/4	1
188194	W-6V	SK	1 1/2 X 5/8	1
18C92F01	W-57A	SK	1 1/4 X 1/2	1
271763	W-3D	SK	1 X 1/4	1
271764	W-3A	SK	3/4 X 3/8	1
271765	W-3	SK	1 X 3/8	1
271766-A	W-3L	SK	1 1/4 X 3/8	1
271767	W-3E	SK	3/4 X 1/2	1
271768	W-3C	SK	1 X 1/2	1
271771A	W-6	SK	1 X 3/8	1
271772	W-6A	SK	1 1/4 X 3/8	1
271773	W-6B	SK	1 X 1/2	1
271774	W-6H	SK	1 1/4 X 1/2	1
271775	W-6K	SK	1 X 5/8	1
271776	W-6C	SK	1 1/4 X 5/8	1
271777	W-6J	SK	1 1/4 X 3/4	1

BRUSHHOLDERS FOR
WESTINGHOUSE

OEM NUMBER	FCI/Diamond No.	Type/Frame	Brush W/T	# of Brushes
271778	W-6L	SK	1 1/2 X 3/4	1
382204	W-3B	SK	3/4 X 1/4	1
382205	W-3D	SK	1 X 1/4	1
382206	W-3A	SK	3/4 X 3/8	1
382207	W-3M	SK	1 X 3/8	1
382208	W-3E	SK	3/4 X 1/2	1
382209	W-3C	SK	1 X 1/2	1
382210	W-6	SK	1 X 3/8	1
382211	W-6A	SK	1 1/4 X 3/8	1
382212	W-6B	SK	1 X 1/2	1
382213	W-6H	SK	1 1/4 X 1/2	1
382214	W-6K	SK	1 X 5/8	1
382215	W-6C	SK	1 1/4 X 5/8	1
382216	W-6F	SK	1 X 3/4	1
382217	W-6J	SK	1 1/4 X 3/4	1
382218	W-6L	SK	1 1/2 X 3/4	1
382219	W-10	SK	1 1/4 X 5/8	1
382220	W-1	SK	1 1/2 X 5/8	1
382221	W-10D	SK	1 1/4 X 3/4	1
382222	W-10B	SK	1 1/2 X 3/4	1
450812	W-10A	SK	1 1/4 X 1/2	1
53C9756G01	W-3A	SK	3/4 X 3/8	1
752885	W-3F	SK	1 1/2 X 3/4	1
752886	W-3F	SK	1 1/2 X 3/4	1
822671	W-57B	SK	1 1/4 X 5/8	1
822672	W-57A	SK	1 1/4 X 1/2	1
822673	W-57	SK	1 1/2 X 5/8	1
825997	W-57C	SK	1 1/2 X 1/2	1
2275126	W-6R	SK	1 X 1/4	1
598344	W-6V	SK	1 1/2 X 5/8	1
974612	W-3F	SK	1 1/2 X 3/4	1
948269	W-6E	SK	1 1/2 X 1	1
768866-A	W-77A	SK-204	3/4 X 3/8	1
768869	W-77	SK-224 / 225	3/4 X 3/8	2
1450433	W-77A	SK-204	3/4 X 3/8	1
1427516	W-77	SK-224 / 225	3/4 X 3/8	2
1450434	W-77	SK-224 / 225	3/4 X 3/8	2
5B9700G02	W-77	SK-224 / 225	3/4 X 3/8	2
1200705	W-22	SK-254 / 284	1 X 3/8	1
828217	W-22A	SK-254 / 284	3/4 X 3/8	1
761511-C	W-22	SK-254 / 284	1 X 3/8	1
1200706	W-22A	SK-254 / 284	3/4 X 3/8	1
1450378	W-22	SK-254 / 284	1 X 3/8	1
TYPE SKH BRUSHHOLDERS				
4110D65G01	W-187AUF	SKH	5/8 X 3/8	1
4110D65G02	W-186AUF	SKH	5/8 X 1/2	1
4110D65G03	W-177UF	SKH	5/8 X 3/8	1
4110D65G04	W-280UF	SKH	5/8 X 1/2	1
4110D65G05	W-192UF	SKH	1 X 3/8	1
4110D65G06	W-176AUF	SKH	1 X 1/2	1
4110D65G07	W-195UF	SKH	1 X 3/8	1
4110D65G08	W-175UF	SKH	1 X 1/2	1
4110D65G09	W-190UF	SKH	1 X 5/8	1
4110D65G10	W-191UF	SKH	1 X 3/4	1

BRUSHHOLDERS FOR
WESTINGHOUSE

OEM NUMBER	FCI/Diamond No.	Type/Frame	Brush W/T	# of Brushes
4110D65G11	W-203UF	SKH	1 1/2 X 3/8	1
4110D65G12	W-200UF	SKH	1 1/2 X 1/2	1
4110D65G13	W-201UF	SKH	1 1/2 X 5/8	1
4110D65G14	W-202UF	SKH	1 1/2 X 3/4	1
4110D65G15	W-183UF	SKH	1 1/2 X 1/2	1
4110D65G16	W-211UF	SKH	1 1/2 X 5/8	1
4110D65G17	W-197UF	SKH	1 1/2 X 3/4	1
4110D65G18	W-178UF	SKH	1 1/2 X 1	1
4110D65G19	W-246UF	SKH	1 1/2 X 1 1/4	1
4110D65G20	W-283FUF	SKH	1 1/2 X 1 1/2	1
4117D69G01	W-281UF	SKH	5/8 X 3/8	1
4117D69G02	W-281AUF	SKH	5/8 X 1/2	1
4117D69G03	W-281BUF	SKH	5/8 X 3/8	1
4117D69G04	W-281CUF	SKH	5/8 X 1/2	1
4117D69G05	W-281DUF	SKH	1 X 3/8	1
4117D69G06	W-281EUF	SKH	1 X 1/2	1
4117D69G10	W-282CUF	SKH	1 X 3/4	1
4117D69G11	W-282DUF	SKH	1 1/2 X 3/8	1
4117D69G12	W-282EUF	SKH	1 1/2 X 1/2	1
4117D69G14	W-282GUF	SKH	1 1/2 X 3/4	1
4117D69G15	W-283UF	SKH	1 1/2 X 1/2	1
4117D69G16	W-283AUF	SKH	1 1/2 X 5/8	1
556D008G12	W-202	SKH	1 1/2 X 3/4	2
556D008G13	W-289	SKH	1 X 3/8	1
556D008G15	W-183	SKH	1 1/2 X 1/2	2
556D008G16	W-211	SKH	1 1/2 X 5/8	2
556D008G17	W-197A	SKH	1 1/2 X 3/4	2
556D008G18	W-178A	SKH	1 1/2 X 1	2
556D008G19	W-176	SKH	1 X 1/2	2
556D008G20	W-246A	SKH	1 1/2 X 1 1/4	2
560 D203G02	W-390	SKH	5/8 X 1/2	2
560D203G01	W-262	SKH	5/8 X 3/8	1
5220D65G16	W-211UF	SKH Lifeline	1 1/2 X 5/8	1
5440D28G01	W-283AUF	SKH Lifeline	1 1/2 X 1 1/2	1
556D008G01	W-177	SKH Lifeline	5/8 X 3/8	1
556D008G02	W-280	SKH Lifeline	5/8 X 1/2	1
556D008G03	W-195A	SKH Lifeline	1 X 3/8	1
556D008G04	W-175D	SKH Lifeline	1 X 1/2	1
556D008G05	W-175A	SKH Lifeline	1 X 1/2	2
556D008G06	W-190A	SKH Lifeline	1 X 5/8	1
556D008G07	W-191A	SKH Lifeline	1 X 3/4	1
556D008G08	W-203	SKH Lifeline	1 1/2 X 3/8	2
556D008G09	W-200A	SKH Lifeline	1 1/2 X 1/2	1
556D008G11	W-201A	SKH Lifeline	1 1/2 X 5/8	2
SLIPRING BRUSHHOLDERS				
1647087	W-330A	Slipring	3/8 X 1	2
1751882	W-254D	Slipring	3/8 X 1/2	2
17B4928G01	W-339A	Slipring	1/2 X 1 1/2	1
195C151G01	W-290	Slipring	1/2 X 1 3/4	2
203492	W-266	Slipring	5/8 X 1 3/4	2
222C299G01	W-402	Slipring	3/8 X 3/4	2
222C378G01	W-401	Slipring	1/2 X 1 3/4	2
222C379G03	W-309	Slipring	1/2 X 1 3/4	2

BRUSHHOLDERS FOR
WESTINGHOUSE

OEM NUMBER	FCI/Diamond No.	Type/Frame	Brush W/T	# of Brushes
1018421	ECM-1M	Slipring	1 X 1 1/2	1
1188241	W-462	Slipring	1/4 X 3/8	1
1302723	W-330	Slipring	3/8 X 1	2
1302741	W-338B	Slipring	3/4 X 1 1/4	2
1304F13G02	W-463	Slipring	3/4 X 1 1/4	2
1339441	W-254A	Slipring	3/8 X 1/2	2
1359490B	W-338	Slipring	3/4 X 1 1/4	2
1398545	W-359C	Slipring	1 1/4 X 1 3/4	4
1399C88G01	W-465	Slipring	5/8 X 1 3/4	4
1482320	W-47	Slipring	1 1/4 X 3/4	1
22C6629G01	W-81A	Slipring	5/8 X 1 3/4	2
22C6629G02	W-81	Slipring	5/8 X 1 3/4	2
22C6629G03	W-81A	Slipring	5/8 X 1 3/4	2
22C6629G04	W-81B	Slipring	5/8 X 1 3/4	2
22C6629G05	W-81	Slipring	5/8 X 1 3/4	2
25A6781G01	W-234	Slipring	5/8 X 1 3/4	8
25A6781G02	W-234A	Slipring	5/8 X 1 3/4	6
25A6781G03	W-234B	Slipring	5/8 X 1 3/4	4
25A6781G04	W-234C	Slipring	5/8 X 1 3/4	3
25A6781G05	W-234D	Slipring	5/8 X 1 3/4	3
25A6781G06	W-234E	Slipring	5/8 X 1 3/4	6
25A6781G07	W-234F	Slipring	5/8 X 1 3/4	5
25A7078G01	W-347A	Slipring	5/8 X 1 3/4	20
25A7078G02	W-347B	Slipring	5/8 X 1 3/4	18
25A7078G03	W-347C	Slipring	5/8 X 1 3/4	16
25A7078G04	W-347D	Slipring	5/8 X 1 3/4	14
25A7078G05	W-347E	Slipring	5/8 X 1 3/4	12
25A7078G06	W-347F	Slipring	5/8 X 1 3/4	10
25A7078G07	W-347	Slipring	5/8 X 1 3/4	8
25A7078G08	W-347G	Slipring	5/8 X 1 3/4	4
25A7078G09	W-347H	Slipring	5/8 X 1 3/4	6
286647	W-81B	Slipring	5/8 X 1 3/4	2
2D14272001	W-467A	Slipring	3/8 X 1	1
2D14272003	W-467B	Slipring	3/8 X 1	1
312606	W-290	Slipring	1/2 X 1 3/4	2
381C360H14	W-359	Slipring	5/8 X 1 3/4	10
386120B13	W-84	Slipring	1 X 1 1/4	1
391302G01	W-290	Slipring	1/2 X 1 3/4	2
421C828G02	W-377	Slipring	3/8 X 1 1/4	1
433032	W-258	Slipring	1 1/4 X 1 3/4	1
435C650G01	W-244B	Slipring	1/2 X 1 3/4	2
435C650G02	W-244A	Slipring	1/2 X 1 3/4	2
435C650G03	W-244	Slipring	1/2 X 1 3/4	2
435C652G01	W-429	Slipring	1/2 X 1 3/4	2
665942G01	W-359	Slipring	5/8 X 1 3/4	10
714C963G05	W-470	Slipring	3/4 X 1 1/4	2
748621	W-487	Slipring	3/4 X 1 1/4	1
795281	W-429	Slipring	1/2 X 1 3/4	2
8573C34H05	W-471	Slipring	3/4 X 1 1/4	2
8573C34H06	W-472	Slipring	3/4 X 1 1/4	2
8573C34H12	W-470	Slipring	3/4 X 1 1/4	2
8636A38G01	W-340	Slipring	5/8 X 1 3/4	10
884027	W-254	Slipring	3/8 X 1/2	2
8B1148G02	W-338B	Slipring	3/4 X 1 1/4	2

**BRUSHHOLDERS FOR
WESTINGHOUSE**

OEM NUMBER	FCI/Diamond No.	Type/Frame	Brush W/T	# of Brushes
8B1148G05	W-338	Slipring	3/4 X 1 1/4	2
8B1148G06	W-338C	Slipring	3/4 X 1 1/4	2
8B5242G01	W-330	Slipring	3/8 X 1	2
8B1148G04	W-338A	Slipring	3/4 X 1 1/4	2
8B5242G01	W-330	Slipring	3/8 X 1	2
8B5242G02	W-330A	Slipring	3/8 X 1	2
TYPE MT BRUSHHOLDERS				
121507	W-120	MT-0	1 1/2 X 3/4	2
124781	W-223	MT-00	1 1/2 X 3/4	1
124829	W-182	MT-000	1 1/2 X 1/2	1
100849	W-117	MT-1	1 1/2 X 1	2
120933	W-45	MT-2	1 1/2 X 1	3
100850	W-40	MT-3.5 R.H.	1 3/4 X 1	3
100851	W-40	MT-3, 5 L.H.	1 3/4 X 1	3
100852	W-105	MT-4.6 R.H.	2 X 1	4
100853	W-105	MT-4.6 L.H.	2 X 1	4
368580	W-276	MT-161	2 X 1	5
412661	W-264	MT-162	2 1/4 X 3/4	7
34399B	W-264	MT-162	2 1/4 X 3/4	7
TYPE K BRUSHHOLDERS				
49120	W-14A	K-1	1 1/4 X 1/4	1
45197	W-14A	K-1	1 1/4 X 1/4	1
283145	W-14A	K-1	1 1/4 X 1/4	1
45198	W-14	K-2	1 1/4 X 3/8	1
283146	W-226	K-2	1 1/4 X 3/8	1
45199	W-9A	K-3	1 1/2 X 1/2	1
283147	W-9A	K-3	1 1/2 X 1/2	1
45201	W-9	K-4	1 1/2 X 5/8	1
283164	W-9	K-4	1 1/2 X 5/8	1
45203	W-79	K-5	1 3/4 X 5/8	1
49035A	W-79	K-5	1 3/4 X 5/8	1
72753	W-79	K-5	1 3/4 X 5/8	1
72754	W-8	K-6	2 X 3/4	1
255994	W-8A	K-6	2 X 3/8	1
45205	W-8	K-6	2 X 3/4	1
45206	W-8A	K-6	2 X 3/8	1
45207-A	W-7A	K-7	2 X 1	1
112886	W-7A	K-7	2 X 1	1
45209-A	W-7	K-8	2 1/4 X 1	1
45211-A	W-16	K-9	1 1/2 X 1	2
270523	W-162	K-9	1 1/2 X 1/2	2
45213	W-16A	K-10	1 3/4 X 1	2
TYPE MC, MCSA, MCPA, MCP, MCT BRUSHHOLDERS				
967434	W-70	MC-2, 21	1 1/4 X 3/8	1
783225	W-71	MC-3, 4, 31, 41	1 3/4 X 3/8	1
790398	W-72	MC-6, 61	1 1/2 X 1/2	2
790415	W-39	MC-8, 81	1 1/2 X 5/8	2
759507	W-69	MC-10	1 1/2 X 3/4	2
790419	W-69	MC-10, 101	1 1/2 X 3/4	2
790489	W-73	MC-12, 121	1 1/2 X 3/4	3
790614	W-74	MC-14, 141, 16, 161	2 X 3/4	3
949576	W-143	MC-18	2 X 3/4	4

BRUSHHOLDERS FOR
WESTINGHOUSE

DEM NUMBER	FCI/Diamond No.	Type/Frame	Brush W/T	# of Brushes
141563	W-37R	MC-20 R.H.	1 1/2 X 1/2	1
141564	W-37L	MC-20 L.H.	1 1/2 X 1/2	1
141561	W-34L	MC-30 L.H.	1 3/4 X 1/2	1
141562	W-34R	MC-30 R.H.	1 3/4 X 1/2	1
141565	W-34R	MC-30 R.H.	1 3/4 X 1/2	1
141566	W-34L	MC-30 L.H.	1 3/4 X 1/2	1
221250	W-32	MC-40	1 1/2 X 1/2	2
221251	W-33	MC-50	1 3/4 X 5/8	2
141935	W-38	MC-60	1 1/2 X 3/4	3
141948	W-48	MC-70,90 R.H.	2 X 3/4	3
141949	W-48	MC-70, 90 L.H.	2 X 3/4	3
143443	W-60R	MC-80, 100 R.H.	2 X 3/4	4
143444	W-60L	MC-80, 100 L.H.	2 X 3/4	4
424609	W-160L	MC-103 L.H.	2 X 1	4
424610	W-160R	MC-103 R.H.	2 X 1	4
673764	W-229	MC-165	1 X 1 1/4	4
411304	W-268	MC-165	2 X 1 1/4	2
1550736	W-121	MC-602	1 X 3/8	2
1782562G01	W-121	MC-602	1 X 3/8	2
1548810	W-123	MC-603	1 1/4 X 3/8	2
1687262G01	W-123	MC-603	1 1/4 X 3/8	2
1550758	W-114	MC-604	1 X 1/2	2
1885822G01	W-114	MC-604	1 X 1/2	2
1550738	W-124	MC-606	1 1/4 X 5/8	2
5083076G01	W-124	MC-606	1 1/4 X 5/8	2
1548823	W-88	MC-608	1 3/4 X 5/8	2
1782806G01	W-88	MC-608	1 3/4 X 5/8	2
1550763	W-87	MC-610	2 X 3/4	2
5083089G01	W-87	MC-610	2 X 3/4	2
1550766	W-115	MC-612	1 1/2 X 3/4	2
1687184G01	W-115	MC-612	1 1/2 X 3/4	2
1684280G01	W-139	MC-614	1 1/2 X 3/4	3
1550769	W-139	MC-614	1 1/2 X 3/4	3
1550770	W-104	MC-616	1 1/2 X 1/2	6
424C401G01	W-104	MC-616	1 1/2 X 1/2	6
424C402G01	W-157	MC-618	1 1/2 X 1/2	8
1550771	W-157	MC-618	1 1/2 X 1/2	8
4117D69G07	W-282UF	MC-802	1 X 3/8	1
4117D69G08	W-282AUF	MC-803	1 X 1/2	1
4117D69G09	W-282BUF	MC-804	1 X 5/8	1
4117D69G13	W-282FUF	MC-806	1 1/2 X 5/8	1
4117D69G17	W-283BUF	MC-810	1 1/2 X 3/4	1
4117D69G18	W-283CUF	MC-808/812/814/816	1 1/2 X 1	1
4117D69G19	W-283DUF	MC-818	1 1/2 X 1 1/4	1
4117D69G20	W-283EUF	MC-820	1 1/2 X 1 1/2	1
1782806G02	W-88A	MCA-608	1 3/4 X 1/2	2
1782806G28	W-88A	MCA-608	1 3/4 X 1/2	2
1559178	W-437	MCP-612	1 1/2 X 3/4	1
2089875	W-437	MCP-612	1 1/2 X 3/4	1
1186942	W-400R	MCPA-121	1 1/2 X 5/8	2
1186943	W-400L	MCPA-121	1 1/2 X 5/8	2
1225729	W-136R	MCSA-165 R.H.	1 1/2 X 1/2	6
1225730	W-136L	MCSA-165 L.H.	1 1/2 X 1/2	6
2181679G01	W-355L	MCT-610 L.H.	1 3/4 X 1/2	2
2089919G01	W-355R	MCT-610 R.H.	1 3/4 X 1/2	2

BRUSHHOLDERS FOR
WESTINGHOUSE

OEM NUMBER	FCI/Diamond No.	Type/Frame	Brush W/T	# of Brushes
1624765	W-355R	MCT-610 R.H.	1 3/4 X 1/2	2
1624766	W-355L	MCT-610 L.H.	1 3/4 X 1/2	2
17B3363G01	W-307	MCT-614	1 1/2 X 3/4	2
MINE HAULAGE BRUSHHOLDERS				
87265	W-55R	102-D	2 X 1	2
87265-R	W-55	102-D	2 X 1	2
87266	W-55L	102-D	2 X 1	2
87266-L	W-56	102-D	2 X 1	2
87273	W-12	102-B,-C	1 3/4 X 5/8	2
87274	W-13	102-B,-C	1 3/4 X 5/8	2
1536906	W-12	102-B,-C	1 3/4 X 5/8	2
1536907	W-13	102-B,-C	1 3/4 X 5/8	2
163611	W-94	158	2 X 3/4	2
1296630	W-153R	189-D	1 1/2 X 3/4	2
1296631	W-153L	189-D	1 1/2 X 3/4	2
1490919	W-242L	362-D, 372	1 3/4 X 3/4	3
1490920	W-242R	362-D, 372	1 3/4 X 3/4	3
947383	W-249R	555-A1	2 X 5/8	2
947384	W-249L	555-A1	2 X 5/8	2
521123F	W-322	581 TOP	2 1/4 X 5/8	3
521125E	W-323	581 BOTTOM	2 1/4 X 5/8	3
752899	W-166	902	1 1/2 X 3/4	1
752900	W-165	902	1 1/2 X 3/4	1
752901	W-166	902	1 1/2 X 3/4	1
849306	W-221	909	1 3/4 X 5/8	1
671482	W-35	904	2 X 3/4	1
671483	W-35A	904	2 X 5/8	1
188513	W-50	906	1 1/2 X 3/4	2
2318723-1	W-58	906-C-4	1 1/2 X 5/8	2
541910	W-49	907	1 3/4 X 3/4	2
541946	W-49A	907	1 3/4 X 5/8	2
541930	W-31L	908	1 1/2 X 3/4	3
541931	W-31R	908	1 1/2 X 3/4	3
520724	W-64L	908	1 3/4 X 5/8	2
520725	W-64R	908	1 3/4 X 5/8	2
585688	W-53	909,929,939	1 1/2 X 3/4	2
766207	W-135	934	2 X 7/8	1
125680-6	W-222	940	2 1/4 X 5/8	1
366462	W-222	940	2 1/4 X 5/8	1
576668	W-53C	940-C4	1 3/4 X 3/4	2
576669	W-149	940-T	1 3/4 X 1	2
946955	W-154	941-C	2 1/4 X 1 1/8	2
567619-A	W-100	949	1 1/2 X 1	2
577073	W-146R	939-E	1 3/4 X 1	1
577074	W-146L	939-E	1 3/4 X 1	1
1401608	W-91	960-K2	1 3/4 X 3/4	2
TRACTION BRUSHHOLDERS				
1067406	W-224	1431-DC3,1493-K3	1 5/8 X 5/8	3
1331498	W-227R	1432-D	1 1/4 X 9/16	2
1331499	W-227L	1432-D	1 1/4 X 9/16	2
1288867	W-256R	1432 J,K,H	1 1/2 X 5/8	2
1288868	W-256L	1432 J,K,H	1 1/2 X 5/8	2
1130532-A	W-306BL	1442-A	1 3/4 X 5/8	2

**BRUSHHOLDERS FOR
WESTINGHOUSE**

OEM NUMBER	FCI/Diamond No.	Type/Frame	Brush W/T	# of Brushes
1130531	W-305BR	1442-A	1 3/4 X 5/8	2
1551994	W-313	1442-N1	1 3/4 X 13/32	2
1132996	W-127R	1443	1 7/8 X 3/4	2
974848	W-253	1433	1 3/4 X .633	2
1132997	W-127L	1443	1 7/8 X 3/4	2
526D819G01	W-127L	1443, 189X7	1 7/8 X 3/4	2
526D819G02	W-127R	1443, 189X7	1 7/8 X 3/4	2
22A1296G05	W-220R	1447 F1	1 7/8 X 5/8	2
22A1296G06	W-220L	1447 F1	1 7/8 X 5/8	2
22A1296G09	W-220AL	1447 L.H., F1	1 7/8 X 5/8	2
22A1296G10	W-220AR	1447 R.H., F1	1 7/8 X 5/8	2
1914F21G01	W-220AL	1447 L.H.	1 7/8 X 5/8	2
1914F21G02	W-220AR	1447 R.H.	1 7/8 X 5/8	2
526D842G01	W-314R	1454 R.H., F1	1 1/2 X 5/8	2
526D842G02	W-314L	1454 L.H., F1	1 1/2 X 5/8	2
227D653G03	W-380C	1459	1 1/2 X 5/8	2
2263D94G01	W-380UF	1459, 1460L	1 1/2 X 5/8	2
227D653G01	W-380	1460B	1 1/2 X 5/8	2
2122F69G01	W-380A	1460C1	1 1/2 X 5/8	2
8370D51G01	W-380UF	1460SE	1 1/2 X 5/8	2
7312D96G02	W-277	1462B	1 3/4 X 5/8	3
1911F73G01	W-361AUF	1463B	1 7/16 X 5/8	3
1911F73G02	W-361UF	1463	1 7/16 X 5/8	2
107D392G01	W-295A	1461 A	1 3/8 X 3/4	3
180509	W-255	V-49X	1 X 1/2	4
1460666	W-328	Y-114-A	3/4 X 3/8	1
16B6880G01	W-328	Y-114-A Blower	3/4 X 3/8	1
896091	W-180L	Y-114-A Blower	1 1/4 X 1/2	3
896092	W-180R	Y-114-A Blower	1 1/4 X 1/2	3
795C859G01	W-301	XF-26A	1 3/4 X 5/8	1
883918	W-46	YR-9-PA	1 1/4 X 3/8	1
1422000-A	W-399	YG-49A	1 1/2 X 1/2	1
25B2014G01	W-294B	YG62A	1 1/4 X 3/4	2
25B9519	W-326	YG64A	1 1/4 X 1/2	2
1641421	W-326	YG64A	1 1/4 X 1/2	2
30B1665G01	W-293	YX302A, YX502A	1 X 1/2	1
30B1665G02	W-293	YX302A, YX502A	1 X 1/2	1
316C132G01	W-316	YX303A	1 X 1/2	1
29B2057	W-317	YX-407A	1 X 1/2	1
1641849G01	W-317	YX407A	1 X 1/2	1
25B2014G02	W-294B	YX504A	1 1/4 X 3/4	2
30B1665G04	W-293D	YX504A	1 X 1/2	1
1296051	W-46	YX25A	3/4 X 1/2	1
1306006	W-77	YX25	3/4 X 3/8	2
889638G01	W-320	YX25A	3/4 X 1/2	1
1492384	W-297-A	YX300	3/4 X 1/2	1
1797309	W-293	YX302A	1 X 1/2	1
396C132G01	W-316	YX303A	1 X 1/2	1
1527162	W-382	WN44G5	1 1/4 X 1 1/4	1
9B3598G01	W-360R	AC Generator	1-1/4 X 3/4	1
MISCELLANEOUS BRUSHHOLDERS				
100724	W-101A	38-B	1 1/2 X 3/4	2
11770	W-101A	38-B	1 1/2 X 3/4	2
1043202	W-72M		1-1/2 X 1/2	2

BRUSHHOLDERS FOR
WESTINGHOUSE

OEM NUMBER	FCI/Diamond No.	Type/Frame	Brush W/T	# of Brushes
1043944	W-308		1 3/4 X 1/2	2
1068950	W-142		1 3/4 X 1/2	2
1068951	W-132		1 3/4 X 5/8	2
1174766	W-174		1 3/4 X 3/8	2
11A7629G01	W-397		1-1/2 X 7/8	4
1240929	W-339B		1 1/2 X 1/2	2
1240929A	W-339B		1 1/2 X 1/2	2
1240930A	W-339C		1 1/2 X 1/2	2
1256922	W-260		1 X 5/8	1
1306640	W-464		3/4 X 1/2	1
1370692	W-372	489A / 471	1 1/2 X 3/8	8
13B6739G02	W-339C		1 1/2 X 1/2	2
13C6701G01	W-466		.470 X .315	1
1405195	W-360R		1-1/4 X 3/4	1
1486427	W-133		1 3/4 X 3/8	4
1486428	W-235		1 3/4 X 1/2	4
1486429	W-238		1 3/4 X 5/8	4
1486487	W-131		1 3/4 X 3/8	6
1486489	W-141		1 3/4 X 5/8	6
14A8088G01	W-334A		1 3/4 X 1/2	2
14A8143G02	W-337A		1 3/4 X 3/8	2
14A8162G02	W-369		1 3/4 X 5/8	2
1552399	W-197M		1 1/2 X 3/8	2
1554256	W-384L		1 1/2 X 3/8	2
1572727	W-247		1 1/2 X 1/2	1
1591621	W-247		1 1/2 X 1/2	1
1593434	W-274		1 X 5/8	1
1599175	W-76L		1 1/2 X 5/8	2
1599176	W-76R		1 1/2 X 5/8	2
1599178	W-78L		1 1/2 X 3/4	2
1599179	W-78R		1 1/2 X 3/4	2
1622149	W-403		1 1/2 X 1/2	2
1623735	W-388		3/4 X 3/8	2
1623839	W-384R		1/2 X 3/8	2
1648426	W-329		1 1/2 X 3/8	2
1648429	W-329A		1 1/2 X 1/2	2
1796427	W-133		1 3/4 X 3/8	4
1796428	W-235		1 3/4 X 1/2	4
1796488	W-236		1 3/4 X 1/2	6
17A9632G01	W-168		1 1/2 X 1/2	8
180390	W-306		1 1/4 X 1/2	4
18C5070G02	W-329C		1 1/2 X 1/2	2
19B4962G01	W-384L		1/2 X 3/8	2
2026F69G01	W-410UF	Turbine	1/2 X 1	1
2026F69G02	W-410AUF	Turbine	1/2 X 1	1
207C100G01	W-354		1 3/4 X 3/8	4
21536-B	W-159		1 1/2 X 3/4	1
22B5915G01	W-384R		1/2 X 3/8	2
2519	W-19C	12-A	2 3/8 X 1	1
251946	W-138		1 3/4 X 3/4	1
254297	W-118		1 3/4 X 1	1
270608	W-151		1 3/4 X 3/4	1
270658G01	W-63		1 3/4 X 1/2	1
279266	W-179		1 X 1 3/4	2
291439-A	W-129R	49-RWY	1 1/2 X 1/2	2

BRUSHHOLDERS FOR
WESTINGHOUSE

OEM NUMBER	FCI/Diamond No.	Type/Frame	Brush W/T	# of Brushes
291440-A	W-129L	49-RWY	1 1/2 X 1/2	2
2996C72G01	W-435UF	Generator	1 3/4 X 1 1/8	2
2996C72G02	W-436UF	Generator	1 3/4 X 1 1/8	3
305325-A15	W-80		1 3/4 X 1	1
365333	W-173		1 3/4 X 3/4	1
373C505G01	W-238		1 3/4 X 5/8	4
373C506G01	W-133		1 3/4 X 3/8	4
373C506G02	W-131		1 3/4 X 3/8	6
373C507G01	W-235		1 3/4 X 1/2	4
373C507G02	W-236		1 3/4 X 1/2	6
379C969G01	W-133A		1 3/4 X 3/8	4
379C969G02	W-131A		1 3/4 X 3/8	6
380C825G01	W-235A		1 3/4 X 1/2	4
380C825G02	W-236A		1 3/4 X 1/2	6
393C366G01	W-468	Turbine	1 1/2 X 1	1
396C132G02	W-316A		1 X 1/2	1
3980	W-257		1 1/2 X 1/2	2
424701G01	W-173		1 3/4 X 3/4	1
38382-D	W-138		1 3/4 X 3/4	1
44219	W-171		1 3/4 X 1/2	2
4D96066G01	W-474		1 X 3/4	2
520197	W-47		1 1/4 X 3/4	1
532611	W-28		1 1/4 X 1 1/4	1
539014	W-252		1 X 1/2	1
61B875G04	W-373L	Turbine	3/4 X 1 1/4	1
774424G01	W-364		1 3/4 X 3/4	1
565513	W-140		1 1/4 X 1 3/4	2
58509	W-300		1 1/4 X 1/2	1
63B272G02	ECM-1M	Turbine Gen.	1 1/2 X 1	1
63B272G03	ECM-1M	Turbine Gen.	1 1/2 X 1	1
63B272G04	ECM-1M	Turbine Gen.	1 1/2 X 1	1
63B272G13	ECM-1MA	Turbine Gen.	1 1/2 X 1	1
671488	W-67AR	96	1 3/4 X 3/4	4
671489	W-67AL	96	1 3/4 X 3/4	4
682D809G01	W-321BUF		1 3/4 X 3/8	2
683D269H01	W-321UF		1 3/4 X 1/2	2
68842	W-20E	S-3	1 1/2 X 3/8	1
68843-B	W-20G	SA-5	1 3/4 X 3/8	1
68846	W-20B	S-9	1 3/4 X 1/2	1
68847	W-15D	S	2 3/8 X 1/2	1
68849-B	W-103H	SA	1 3/4 X 5/8	1
68851B	W-103A	S-7	2 3/8 X 5/8	1
68852	W-103B	SA-13	1 3/4 X 3/4	1
704C816G01	W-235		1 3/4 X 1/2	4
704C816G02	W-236		1 3/4 X 1/2	6
704C817G02	W-131		1 3/4 X 3/8	6
704C819G01	W-238		1 3/4 X 5/8	4
704C819G03	W-238		1 3/4 X 5/8	4
708B133G01	W-142		1 3/4 X 1/2	2
709C473G01	W-469UF	Turbine	1 1/2 X 1	1
711973-B	W-263L	570-D5	2 X 5/8	3
733965G01	W-172		1 3/4 X 3/4	1
7738569G71	W-244	444-TS	1/2 X 1 3/4	2
778842	W-239		3/8 X 3/4	2
795C260G04	W-382B		1 1/4 X 1 1/4	1
8350298	W-167		1 3/8 X 1 1/4	1

BRUSHHOLDERS FOR
WESTINGHOUSE

OEM NUMBER	FCI/Diamond No.	Type/Frame	Brush W/T	# of Brushes
84165	W-75R	76-A	1 3/4 X 1	3
84166	W-75L	76-A	1 3/4 X 1	3
889C077001	W-473	Turbine	1 X 3/8	1
7823D98G01	W-410UF	Turbine	1/2 X 1	1
7823D98G02	W-410AUF	Turbine	1/2 X 1	1
9550A29H02	W-236AUF		1 3/4 X 1 1/8	3
9B3958G02	W-360L	AC Generator	1 1/4 X 3/4	1

BRUSHHOLDERS FOR
YALE AND TOWNE

OEM NUMBER	FCI/Diamond No.	Type/Frame	Brush W/T	# of Brushes
9YK-90161-B	Y-3A		1 1/2 X 5/8	1
GK-1141	MT-1R		7/8 X 7/16	1
GK-1141-A	MT-1L		7/8 X 7/16	1
GK-1186-D	GE-145R		1 1/2 X 5/8	1
GK-1187-D	GE-145L		1 1/2 X 5/8	1
GK-6850	Y-4A		7/8 X 7/16	1
K-10268	Y-3		1 1/2 X 5/8	1
K-6835	Y-6R		1 1/4 X 1/2	1
K-6836	Y-6L		1 1/4 X 1/2	1
YK-1141	Y-4A		7/8 X 7/16	1
YK-1141-A	Y-4		1 1/8 X 7/16	1
YK-6850	Y-7		3/4 X 5/16	1
YK-9012-A	Y-4A		7/8 X 7/16	1
YK-90161	Y-5		1 1/4 X 9/16	2

FULMER COMPANY, INC.

INDEX

OEM NUMBER	FCI/Diamond NO.	OEM NUMBER	FCI/Diamond NO.	OEM NUMBER	FCI/Diamond NO.	OEM NUMBER	FCI/Diamond NO.
0-711882-2	EP-4A	100612	GE-76	11A7629G01	W-397	1399C88G01	W-465
0-711883-2	EP-4B	100616	GE-61	11D7824G19	GE-41	13B6739G02	W-339C
0-712332-2	EP-11	100724	W-101A	1200705	W-22	13C6701G01	W-466
0-719788	EP-4	100849	W-117	1200706	W-22A	1401608	W-91
01019295	LA-16UF	100850	W-40	1201273	GE-561AUF	140326	CW-78E
01019296	LA-16AUF	100851	W-40	120473	CW-4	1405195	W-360R
01019297	LA-16BUF	100852	W-105	120933	W-45	140535	OE-3
02P00078-0000	LA-25UF	100853	W-105	1212357	GE-477R	141561	W-34L
045-00003-00	KA-8	100X540	GE-228	1212358	GE-477L	141562	W-34R
047-00009-00	KA-3	1018421	ECM-1M	1213060G08	GE-55A	141563	W-37R
047-00024-00	KA-5	101A7914ABG01	GE-323MUF	1213060G09	GE-55C	141564	W-37L
047-00026-00	KA-6	102263	JF-14	1213060G11	GE-17B	141565	W-34R
047-00092-00	KA-4	10234	JF-8	1213060G27	GE-20E	141566	W-34L
047-00119-00	KA-2	1043202	W-72M	1213060G29	GE-20D	141837	JF-25
047-00120-00	KA-1	1043944	W-308	121507	W-120	141838	JF-33
047-00124-00	LA-1D	10477	GE-145L	121677	JF-23	141935	W-38
047-00125-00	LA-1	10487	GE-145R	12251-A	JL-2	141948	W-48
047-00127-00	LA-1G	10488-511	LN-2	1225729	W-136R	141949	W-48
047-00130-00	KA-9AUF	104965	GM-44	1225730	W-136L	1422000-A	W-399
05-101-631-501	AC-15	1067406	W-224	122773	GM-9	1427516	W-77
05-101-632-501	AC-15B	1068950	W-142	122805	JF-2	1427953	GE-42
05-102-398-503	AC-12	1068951	W-132	1233853G01	GE-17E	142A7602G03	GE-562
05-129-145-502	AC-40M	106925	GM-48	1233853G02	GE-20	143160	GE-74
05-140-527-501	AC-19	106931	GE-47	1240929	W-339B	143443	W-60R
05-147-998-501	AC-30	106935	GE-59	1240929A	W-339B	143444	W-60L
05-150-905-501	AC-19A	107D392G01	W-295A	1240930A	W-339C	143A5107G04	GE-563
05-151-602-504	AC-22B	108028	JF-44	124781	W-223	144619	JF-44A
05-151-602-505	AC-22	10927	GM-30	124829	W-182	1450378	W-22
05-152-141-005	AC-22A	10928	GM-30	125680-6	W-222	1450433	W-77A
05-156-970-501	AC-77	109571	JL-17	1256922	W-260	1450434	W-77
05-157-998-501	AC-30	111950	JF-9	1259525	W-6E	1460666	W-328
05-158-698-503	AC-20	111951	JF-20	125C414-001	GE-419	147945-C	GM-20A
05-158-965-002	AC-13A	1121822	JL-22	125C649-001	GE-356	147972-C	GM-20A
05-158-966-501	AC-13	1121897	JL-23	1272997G06	GE-11	147B7727G01	GE-109M
05-158-966-502	AC-13M	1121978	JL-24	127625-C	GM-20	147B7747G01	GE-109M
05-163-834-501	AC-43	1123701	JL-29	1288867	W-256R	1482320	W-47
05-163-834-502	AC-43A	1123761	JL-29	1288868	W-256L	148327	GE-76
05-167-674-001	AC-45	1124148	JL-30	128B8617G01	GE-525AUF	1486427	W-133
05-167-675-501	AC-45	112505	JF-22M	1296051	W-46	1486428	W-235
05-167-675-502	AC-45A	112886	W-7A	1296630	W-153R	1486429	W-238
05-168-283-501	AC-78	1130531	W-305BR	1296631	W-153L	1486487	W-131
05-171-078-500	AC-20A	1130532-A	W-305BL	1302723	W-330	1486489	W-141
05-203-520-506	AC-40B	1132996	W-127R	1302741	W-338B	1490919	W-242L
05-203-520-525	AC-40	1132997	W-127L	1304F13G02	W-463	1490920	W-242R
05-219-899-601	AC-31UF	1142070G01	GE-46A	1306006	W-77	1492384	W-297-A
05-219-899-602	AC-31AUF	1142071G01	GE-46	1306640	W-464	14A8088G01	W-334A
05-219-899-603	AC-29UF	1142075-1	GE-85	131468	OE-12	14A8143G02	W-337A
05-219-899-604	AC-31AMUF	1148503G03	GE-27B	13204-A	LA-12UF	14A8162G02	W-369
05-220-701-001	AC-65UF	116072	JF-15L	13214E8677	GE-469	150199	GM-26R
05-220-701-002	AC-65AUF	116073	JF-15-R	1331498	W-227R	150200	GM-26L
05-222-576-001	AC-68	116074	JF-11	1331499	W-227L	1527162	W-382
05-225-392-001	AC-67UF	1174766	W-174	133214	JF-10	152B8483G01	GE-418UF
05-664-843-501	AC-22C	117516	JF-23	133215	JF-21	1536906	W-12
05-762-601-501	AC-72	1176633	GE-203	133828	TL-113UF	1536907	W-13
05-X77-023-001	AC-44UF	11770	W-101A	133831	TL-113AUF	153A7733G01	GE-236PUF
05B3958G02	W-360L	1179144G04	GE-114	1339441	W-254A	153B1052ABG01	GE-553
1-112839	LA-7A	118512	GE-80	1359490B	W-338	154084	JF-39
1-712488-2	EP-4X	1186942	W-400R	13635	AC-25	1548810	W-123
10-100-598-502	AC-46	1186943	W-400L	1370692	W-372	1548823	W-88
100239	JL-10	118760	JF-23H	13786	LA-1E	1550736	W-121
100263	GE-301	118775	JF-23H	13787	LA-1	1550738	W-124
100264	GE-301A	1188241	W-462	13788	LA-3	1550758	W-114
100370	JL-11	119364	AC-21C	137992	JF-13	1550763	W-87
100575	RP-2	119365	AC-21C	1398545	W-359C	1550766	W-115

FULMER COMPANY, INC.

INDEX

OEM NUMBER	FCI/Diamond NO.	OEM NUMBER	FCI/Diamond NO.	OEM NUMBER	FCI/Diamond NO.	OEM NUMBER	FCI/Diamond NO.
1550769	W-139	167280AAG01	GE-417UF	1755414G02	GE-159R	188325C	GM-43
1550770	W-104	167491	GE-42	1755414G03	GE-159AR	188513	W-50
1550771	W-157	1675241G02	GE-27L	1755415G02	GE-159L	188762	GE-305
1551994	W-313	1675241G03	GE-68	1755415G03	GE-159AL	188951G01	GE-407
1552245	W-3A	1675241G04	GE-27K	1755498G02	GE-230R	188952G01	GE-377
1552246	W-3	1675241G05	GE-27D	1755498G04	GE-122R	18B5822G01	W-114
1552247	W-3E	1675241G06	GE-27A	1755499G02	GE-230L	18C5070G02	W-329C
1552248	W-3C	1675252G02	GE-234	1755499G04	GE-122L	18C92F01	W-57A
1552258	W-6V	1676478G04	GE-40G	1755500G02	GE-72R	1911F73G01	W-361AUF
1552263	W-6K	1677837G03	GE-198A	1755500G04	GE-316AR	1911F73G02	W-361UF
1552269	W-6	1677837G05	GE-302	1755500G05	GE-316R	1912229	SA-92
1552270	W-6A	1677852G01	GE-170	1755501G02	GE-72L	1914F21G01	W-220AL
1552271	W-6B	1677852G02	GE-9	1755501G04	GE-316AL	1914F21G02	W-220AR
1552272	W-6H	1677852G03	GE-9A	1755501G05	GE-316L	195140	GE-179
1552273	W-6K	1677852G04	GE-93A	1755502G01	GE-352AR	195C151G01	W-290
1552274	W-6C	1677852G05	GE-9B	1755502G04	GE352R	1977317G01	GE-471
1552275	W-6F	1677887G03	GE-40E	1755503G01	GE-352AL	1991950G01	GE-119A
1552276	W-6J	167796	GE-104	1755503G04	GE-352L	19B4962G01	W-384L
1552277	W-6L	1678517G02	GE-203	1755576G01	GE-413	1X9694	GE-438R
1552399	W-197M	1678517G03	GE-175A	175620	GE-158	1X9695	GE-438L
1554256	W-384L	1678517G04	GE-197B	175709	JF-32	1X9701	GE-437R
1559178	W-437	1678517G05	GE-197A	177424	GE-49	1X9702	GE-437L
15627	GE-73R	1684336G04	GE-40	1787	OE-12S	1Y6768	BT-4
15628	GE-73L	1684336G06	GE-40B	17883	JL-6	2-712528-2	EP-18UF
156B4210G01	GE-564	1684387G02	GE-197	179181-A	W-3A	2-712535-2	EP-12
1572727	W-247	1684387G03	GE-37	179182-A	W-3D	2-712543-2	EP-14
158767	JF-18	1684387G04	GE-37A	179183	W-3B	200-RA-5	SL-450
1591621	W-247	1689896G01	GE-297UF	179184-A	W-3	200-RA-9	SL-451
1593434	W-274	1689896G03	GE-297B	179186	W-3C	2000 MK D	WTL-1
1597126	W-77A	169175	GE-75	179187	W-3E	2000-0001	TL-1
1599175	W-76L	169176	GE-75A	179202-A	W-6H	2000-0001A	TL-1A
1599176	W-76R	169851	GE-50A	179204	W-6	2000-0001B	TL-1B
1599178	W-78L	169941	GE-57	179205-A	W-6B	2000-0001C	TL-1C
1599179	W-78R	16B4280G01	W-139	179206	W-6K	2000-0104	TL-104UF
1602152	W-22A	16B6880G01	W-328	179207	W-6F	2000-0106	TL-106
1602153	W-22	16B7184G01	W-115	179208-A	W-6A	2000-29MK A	WTL-2
1612498	W-6V	16B7262G01	W-123	179209-A	W-6C	2004-22MK A	WTL-3
1618540	JF-31	170835	GE-23	179210	W-6J	201276	RP-3
1622075	W-3K	1716679	LA-15	1796427	W-133	201064	RP-8
1622149	W-403	17348	AC-12	1796428	W-235	2026F69G01	W-410UF
1623735	W-388	17480	JL-9	179644	GE-22	2026F69G02	W-410AUF
1623839	W-384R	1751882	W-254D	1796488	W-236	203492	W-266
1624765	W-355R	1755115G01	GE-454R	1797309	W-293	205355	GE-29B
1624766	W-355L	1755115G02	GE-124R	179995	GE-58	205605G01	GE-242
163611	W-94	1755115G06	GE-277R	17A9632G01	W-168	205615G01	GE-242
1641421	W-326	1755116G01	GE-454L	17B2562G01	W-121	207C100G01	W-354
1641849G01	W-317	1755116G02	GE-124L	17B2806G01	W-88	20B9875	W-437
164342	GE-485	1755116G06	GE-277L	17B2806G02	W-88A	20B9919G01	W-355R
1647087	W-330A	1755175G02	GE-125R	17B2806G28	W-88A	210977	GE-29
1648426	W-329	1755176G02	GE-125L	17B3363G01	W-307	2112555G02	GE-280UF
1648429	W-329A	1755177G02	GE-194R	17B4928G01	W-339A	2116310G01	GE-27
164852	GE-62A	1755177G04	GE-227R	180264	GE-189	2116310G02	GE-27D
1657523	W-22A	1755177G05	GE-227AR	180390	W-306	2116310G04	GE-27N
1657524	W-22	1755178G02	GE-194L	180509	W-255	2116310G05	GE-27M
165943	GE-229	1755178G04	GE-227L	180651	GM-20A	2116310G06	GE-27SUF
165972	GE-229	1755178G05	GE-227AL	1832949G6	GE-40B	211B134G01	GE-247
1671268G02	GE-112A	1755258G01	GE-342R	1832959G03	GE-297B	211B134G02	GE-175
1671268G03	GE-112	1755258G02	GE-95R	185319	JF-32	211B134G03	GE-235
1671268G04	GE-177	1755258G04	GE-342AR	185472	JF-32	2122F69G01	W-380A
1671268G05	GE-204	1755259G01	GE-342L	1860642G01	GE-40	213788	CW-32
1671269G03	GE-113	1755259G02	GE-95L	1864622G02	GE-191	21536-B	W-159
1671269G04	GE-113B	1755259G04	GE-342AL	186912	JF-31	215B733G01	GE-565
1671269G11	GE-113A	1755278G02	GE-205R	188194	W-6V	2164617	GE-331
1674554G02	GE-326	1755279G02	GE-205L	188261	GE-169	217146	GE-172

FULMER COMPANY, INC.

INDEX

OEM NUMBER	FCI/Diamond NO.	OEM NUMBER	FCI/Diamond NO.	OEM NUMBER	FCI/Diamond NO.	OEM NUMBER	FCI/Diamond NO.
2175	LA-2	25A7078G07	W-347	299665	CW-6	36A160426AAG02	GE-366AUF
2181-11	W-22A	25A7078G08	W-347G	2996C72G01	W-435UF	36A160426AAG03	GE-366BUF
2186869G01	GE-566	25A7078G09	W-347H	2996C72G02	W-436UF	36A160427AAG01	GE-450UF
21B1679G01	W-355L	25B2014G01	W-294B	29B2057	W-317	36A160719AA002	GE-570
220458G02	GE-174	25B2014G02	W-294B	2D14272001	W-467A	36A161101AAG01	GE-279UF
220458G05	GE-275	25B9519	W-326	2D14272003	W-467B	36A161102AAG01	GE-288UF
220459G01	GE-200	266664	GE-17C	2P54-0129	LA-11UF	36A161102AAG03	GE-288UF
220459G02	GE-200A	266748	GE-168	3-1152U16	KP-100	36A161103AAG01	GE-294UF
220459G03	GE-199	267609	GE-17	300800	CW-31	36A161971AAG01	GE-265UF
220459G05	GE-269	2692784G01	GE-14C	302787	GM-45	36A161973AAG01	GE-323UF
220459G08	GE-200C	2692784G02	GE-14	302790	GM-45	36A167280AAG01	GE-417UF
220460G02	GE-200B	2692784G03	GE-14A	30366	JF-5	36A167281AAG01	GE-371UF
220460G04	GE-198B	2692784G04	GE-14B	305325-A15	W-80	36A167345AA001	GE-571UF
220460G07	GE-198	2692784G05	GE-14F	30B1665G01	W-293	36A172040AAG02	GE-484AUF
221250	W-32	269941	GE-57	30B1665G02	W-293	36A173735AAG01	GE-481UF
221251	W-33	270523	W-162	30B1665G04	W-293D	36A173821AA001	GE-572
222C299G01	W-402	270608	W-151	31009	JF-2	36A178097AA001	GE-573
222C378G01	W-401	270658G01	W-63	310096	JF-17	36A291580AAG01	GE-26AT
222C379G03	W-309	271763	W-3D	31011	JF-5B	36A291580AAG02	GE-26V
223277G02	GE-69	271764	W-3A	310R848-575	HI-4L	36A291580AAG03	GE-268T
2263D94G01	W-380UF	271765	W-3	310R848-576	HI-4R	36A291580AAG04	GE-26PT
2275126	W-6R	271766-A	W-3L	312606	W-290	36A291580AAG05	GE-26DT
227D653G01	W-380	271767	W-3E	313A9760G01	GE-567	36A291580AAG06	GE-26MV
227D653G03	W-380C	271768	W-3C	313C961G01	GE-568	36A291580AAG07	GE-26NV
22980-B	TL-101	271771A	W-6	31422	JF-6	36A291580AAG08	GE-26JV
22A1296G05	W-220R	271772	W-6A	316C132G01	W-316	36A291580AAG09	GE-26ET
22A1296G06	W-220L	271773	W-6B	32269	GM-39	36A291580AAG10	GE-26LT
22A1296G09	W-220AL	271774	W-6H	32297-B	JL-7	36A291580AAG11	GE-26V
22A1296G10	W-220AR	271775	W-6K	322B815G02	GE-11M	36A291580AAG12	GE-26BV
22B5915G01	W-384R	271776	W-6C	32X210	GE-42	36A291580AAG13	GE-26JW
22C6629G01	W-81A	271777	W-6J	32X223	GE-42	36A291580AAG14	GE-26IT
22C6629G02	W-81	271778	W-6L	3300B61A0000G01	GE-245	36A291580AAG15	GE-26JW
22C6629G03	W-81A	2721046G01	GE-160L	334B746G01	GE-178	36A291580AAG16	GE-26DT
22C6629G04	W-81B	2721046G03	GE-160R	34399B	W-264	36A291580AAG17	GE-26MW
22C6629G05	W-81	2724927	GE-206	34A610132G02	GE-604A	36A291580AAG18	GE-26IS
230975	GE-172	2735692G02	GE-232	34A610000G01	GE-46	36A291580AAG19	GE-26EX
2318723-1	W-58	2735796G01	GE-354A	34A610023G01	GE-46	36A291580AAG20	GE-26GX
235115	GE-62B	2735916G04	GE-340	34A610033G01	GE-46	36A291580AAG21	GE-26Y
235172	GE-62	2744075G02	GE-466R	34A610132G01	GE-604	36A291580AAG22	GE-26MY
24104	LA-6A	27444	GE-379	35194	JL-13	36A291580AAG23	GE-26IS
24105	LA-6	279266	W-179	35934-1	PH-16	36A291580AAG24	GE-26EZ
245-0204	Y-8UF	279503	GE-164	3624046G01	GE-569	36A291580AAG25	GE-26DZ
247D835	GE-501R	283145	W-14A	3646754G02	GE-9	36A291580AAG26	GE-26BX
247D836	GE-501L	283146	W-226	3646754G06	GE-93B	36A291580AAG27	GE-26AZ
24S-0101	Y-10UF	283147	W-9A	3646754G08	GE-9	36A291580AAG28	GE-26IT
24S8-0404	LA-10UF	283164	W-9	3646754G09	GE-9A	36A291580AAG29	GE-26LZ
2519	W-19C	2860642G03	GE-40B	3646754G11	GE-93	36A291580AAG30	GE-26MY
251946	W-138	286647	W-81B	365333	W-173	36A291580AAG31	GE-328MS
254297	W-118	2869425G05	GE-27M	366462	W-222	36A291580AAG40	GE-26EY
255994	W-8A	2869425G01	GE-27	3674562G01	GE-46E	36A291580AAG43	GE-11
25A6781G01	W-234	289601	GE-62	3674563G01	GE-46	36B465471AC001	GE-574
25A6781G02	W-234A	289602	GE-63	3674564G01	GE-439	36B467197AB001	GE-575
25A6781G03	W-234B	289882	GE-96	3674564G05	GE-439A	37158	JF-11M
25A6781G04	W-234C	290060	GE-62C	3674565G01	GE-433	37159	JF-1
25A6781G05	W-234D	291439-A	W-129R	3674566G01	GE-246	3719431G01	GE-393
25A6781G06	W-234E	291440-A	W-129L	3674566G02	GE-246A	373C505G01	W-238
25A6781G07	W-234F	292438	GE-49	368580	W-276	373C506G01	W-133
25A7078G01	W-347A	297986	GE-62B	36A160421AAG02	GE-367UF	373C506G02	W-131
25A7078G02	W-347B	299366	CW-8	36A160422AAG02	GE-368UF	373C507G01	W-235
25A7078G03	W-347C	299402	CW-26	36A160423AAG02	GE-369UF	373C507G02	W-236
25A7078G04	W-347D	299413	CW-10R	36A160424AAG01	GE-448UF	3743005G01	GE-11D
25A7078G05	W-347E	299480	CW-4	36A160424AAG03	GE-448AUF	3743005G04	GE-11
25A7078G06	W-347F	299533	CW-3	36A160425AAG01	GE-449UF	3756020G03	GE-11C
		299584	CW-5	36A160426AAG01	GE-366UF	3756020G05	GE-11

FULMER COMPANY, INC.

INDEX

OEM NUMBER	FCI/Diamond NO.	OEM NUMBER	FCI/Diamond NO.	OEM NUMBER	FCI/Diamond NO.	OEM NUMBER	FCI/Diamond NO.
3761447G02	GE-11R	40X344	GE-164	41B532735G02	GE-440LUF	45198	W-14
37954	JF-5A	41002-R	R-43	41B535459G01	GE-456UF	45199	W-9A
379C969G01	W-133A	41002-S	R-43	41C631160G02	GE-576	45201	W-9
379C969G02	W-131A	41002-T	R-43A	41C631397G02	GE-384UF	45203	W-79
380C825G01	W-235A	41003-R	R-30	41C632667G01	GE-403	45205	W-8
380C825G02	W-236A	41031-S	R-47	41C632667G02	GE-403	45206	W-8A
3817288G09	GE-197	4110D65G01	W-187AUF	41C632667G04	GE-403A	45207-A	W-7A
381C360H14	W-359	4110D65G02	W-186AUF	41C632667G06	GE-403	45209-A	W-7
382204	W-3B	4110D65G03	W-177UF	41C632667G08	GE-403A	45211-A	W-16
382205	W-3D	4110D65G04	W-280UF	41C632955G02	GE-374	45213	W-16A
382206	W-3A	4110D65G05	W-192UF	41C632955G04	GE-374	45247	JF-22M
382207	W-3M	4110D65G06	W-176AUF	41C633440G02	GE-476AUF	45973	JF-3
382208	W-3E	4110D65G07	W-195UF	41C633440G04	GE-476AUF	4720136G06	GE-460
382209	W-3C	4110D65G08	W-175UF	41C633479H07	GE-440RUF	4725246G02	GE-442
382210	W-6	4110D65G09	W-190UF	41C633479H08	GE-440LUF	4728796G02	GE-127
382211	W-6A	4110D65G10	W-191UF	41C633771G03	GE-603	4728796G05	GE-127
382212	W-6B	4110D65G11	W-203UF	41C633831G01	GE-456UF	4729668G01	GE-262
382213	W-6H	4110D65G12	W-200UF	41C633869H03	GE-440R	4729684G01	GE-145L
382214	W-6K	4110D65G13	W-201UF	41C633869H04	GE-440L	4729684G02	GE-145R
382215	W-6C	4110D65G14	W-202UF	41C636967G01	GE-347AUF	4742688G03	GE-129AM
382216	W-6F	4110D65G15	W-183UF	41C637020G01	GE-420CUF	4742751G01	GE241
382217	W-6J	4110D65G16	W-211UF	41DG-A7	W-3	4742978G01	GE-307R
382218	W-6L	4110D65G17	W-197UF	42008	GM-5	4742978G02	GE-307L
382219	W-10	4110D65G18	W-178UF	420917	GM-56	4744157G01	GE-185B2
382220	W-1	4110D65G19	W-246UF	421000	GM-46	4744157G02	GE-185B1
382221	W-10D	4110D65G20	W-283FUF	421C828G02	W-377	4745235G03	GE-209R
382222	W-10B	411304	W-268	424609	W-160L	4745235G04	GE-209L
38382-D	W-138	411328	CW-17	424610	W-160R	4745273G01	GE-345R
3850705G01	GE-433	411796	CW-38	424701G01	W-173	4745273G02	GE-345L
386120B13	W-84	4117D69G01	W-281UF	424C401G01	W-104	4748638G01	GE-318
391302G01	W-290	4117D69G02	W-281AUF	424C402G01	W-157	47498	DG-8
393C366G01	W-468	4117D69G03	W-281BUF	427C431G01	GE-420	4750260	GE-105
396C132G01	W-316	4117D69G04	W-281CUF	428C682G02	GE-192UF	4750664	GE-223R
396C132G02	W-316A	4117D69G05	W-281DUF	428C683G02	GE-138UF	4750665	GE-223L
3980	W-257	4117D69G06	W-281EUF	428C685G01	GE-139RUF	47887	GE-231L
3D89510H01	W-435-JF	4117D69G07	W-282UF	428C685G02	GE-139LUF	47888	GE-231R
3P2-0502	LA-10UF	4117D69G08	W-282AUF	428C686G01	GE-221RUF	47898	GM-44
3X329	GE-118L	4117D69G09	W-282BUF	428C686G02	GE-221LUF	49035A	W-79
4002B1302G02	GE-508UF	4117D69G10	W-282CUF	428C687G02	GE-137UF	49120	W-14A
4002B1302G03	GE-508AUF	4117D69G11	W-282DUF	428C689G02	GE-195UF	4917860	GE-197
4002B5940AAG01	GE-245	4117D69G12	W-282EUF	428C694G01	GE-211RUF	4919813G01	GE-236
401866	GM-4	4117D69G13	W-282FUF	428C694G02	GE-211LUF	4919813G02	GE-236A
402092	GM-31R	4117D69G14	W-282GUF	428C694G03	GE-211R	4919813G03	GE-236B
402093	GM-31L	4117D69G15	W-283UF	428C694G04	GE-211L	49480	JF-35
402110	GM-23	4117D69G16	W-283AUF	428C695G01	GE-193RUF	49555	JF-13
402145	GM-9	4117D69G17	W-283BUF	428C695G02	GE-193LUF	4967754G01	GE-577
402146	GM-9	4117D69G18	W-283CUF	428C697G01	GE-182RUF	4D96066G01	W-474
402182	GM-17	4117D69G19	W-283DUF	428C697G02	GE-182LUF	5058058G06	GE-602UF
402397	GM-18	4117D69G20	W-283EUF	42DG-A1	W-3C	5094113G06	GE-11M
403274	GM-34	412204	CW-24	433032	W-258	50B3076G01	W-124
403557-C	GM-17	412661	W-264	434764	CW-41	50B3089G01	W-87
405105	CW-22	412739	CW-32	435C650G01	W-244B	51-117-425-501	AC-14CM
405563-C	GM-29	414878	CW-18	435C650G02	W-244A	51-286-195-001	AC-14E
406016	CW-23	415139C	GM-54	435C650G03	W-244	51-407-060-501	AC-14C
406692	CW-33	415156	CW-37	435C652G01	W-429	51-657-499-501	AC-14D
40712-R	R-59	415158	CW-36	43770	GM-24	51-700-549-501	AC-14A
407545	GE-15	416626	GM-33	438407	JF-37	51-707-803-501	AC-39
407723	JF-38	416930	GM-35R	44219	W-171	51-722-916-501	AC-14B
4081820	JF-34	416931	GM-35L	44447	JF-28	51-723-374-501	AC-14C
408232-C	GM-36R	41A239645G01	GE-29B	4447927G03	GE-236B	51-724-199-501	AC-14D
408233-C	GM-36L	41B530551G01	GE-109M	446262	JF-13A	51-730-012-501	AC-14G
409047-C	GM-27	41B530658G01	GE-403	449334	JF-45UF	51-749-186-501	AC-14
409512	GM-36AL	41B531649G02	GE-431	450812	W-10A	5195065G05	GE-258
409513	GM-36AR	41B532735G01	GE-440RUF	45197	W-14A	5195850G01	GE-579

FULMER COMPANY, INC.

INDEX

OEM NUMBER FCI/Diamond NO.	OEM NUMBER ... FCI/Diamond NO.	OEM NUMBER FCI/Diamond NO.	OEM NUMBER ... FCI/Diamond NO.
52-736-313-801 AC-55UF	556D008G05 W-175A	60178 GM-25	6738492G02 GE-180
520197 W-47	556D008G06 W-190A	60203-S R-27	6739858G01 GE-212
520724 W-64L	556D008G07 W-191A	60203-SR R-27C	6746255G01 GE-467
520725 W-64R	556D008G08 W-203	60203-SS R-27B	6746255G04 GE-467
521123F W-322	556D008G09 W-200A	60203-SU R-27J	6748585G02 GE-192
521125E W-323	556D008G11 W-201A	60203-T R-27A	6748708G01 GE-139R
5220D65G16 W-211UF	556D008G12 W-202	60251-S R-34A	6748708G02 GE-139L
526D819G01 W-127L	556D008G13 W-289	604406 GE-406	6748745G02 GE-195
526D819G02 W-127R	556D008G15 W-183	6050-RV R-11M	6749037G01 GE-211R
526D842G01 W-314R	556D008G16 W-211	60521-R R-34C	6749037G02 GE-211L
526D842G02 W-314L	556D008G17 W-197A	60521-S R-34A	6749108G01 GE-221R
527B837G01 GE-399AUF	556D008G18 W-178A	60521-T R-34	6749108G02 GE-221L
527B837G02 GE-399UF	556D008G19 W-176	609413-2S R-68AUF	6749108G03 GE-182R
527B837G03 GE-398AUF	556D008G20 W-246A	609416-2R R-68BUF	6749108G04 GE-182L
527B837G04 GE-398UF	560 D203G02 W-390	609482-1WBA R-95UF	6749108G05 GE-221R
53-104-371-501 AC-6C	560D203G01 W-262	61B875G04 W-373L	6749126G02 GE-138
53-104-372-501 AC-6	565513 W-140	61488 GM-6	6749126G04 GE-137
53-104-373-501 AC-6A	567619-A W-100	61564-C GM-32	6749158G02 GE-192
53-104-374-501 AC-6B	570016 GM-21	61995-R R-90	6749232G01 GE-193R
53-104-376-501 AC-4	57058-C GM-21	6246-303 JF-31	6749232G02 GE-193L
53-232-402-501 AC-64	573E19 PH-37	6246X45 JF-31	6749232G03 GE-211R
53-606-948-501 AC-6A	573F249 PH-24UF	6246X4S JF-31	6749232G04 GE-211L
53-610-064-501 AC-6E	576668 W-53C	628C420G01 GE-236GUF	6749310G02 GE-311
53-615-496-501 AC-6D	576669 W-149	628C420G02 GE-236HUF	6749315G02 GE-361
53-700-250-501 AC-25D	577073 W-146R	628C420G03 GE-236NUF	682D809G01 W-321BUF
53-700-252-501 AC-13	577074 W-146L	628C420G04 GE-236PUF	683D269H01 W-321UF
53-701-511-001 AC-79	584548 GE-405	63080-RA R-46	68790 GM-25
53-703-496-801 AC-27MUF	58509 W-300	639750 GM-28	68842 W-20E
53-703-564-801 AC-27UF	585688 W-53	639751 GM-28	68843-B W-20G
53-703-888-801 AC-27AUF	5888935ABG01 GE-580	63B272G02 ECM-1M	68846 W-20B
53-704-012-001 AC-56UF	58C132416P1 GE-581	63B272G03 ECM-1M	68847 W-15D
53-704-338-801 AC-27CUF	5914166G02 GE-263	63B272G04 ECM-1M	68849-B W-103H
53-704-745-001 AC-57UF	5914166G03 GE-263	63B272G13 ECM-1MA	68851B W-103A
53-705-207-001 AC-41	5914166G05 GE-391	65142-C GM-18	68852 W-103B
53-705-792-501 AC-32UF	5914166G06 GE-262A	6618988G01 GE-587	69184-1 PH-16
53-706-154-501 AC-23	5914166G08 GE-391B	6618988G02 GE-587A	692B656G01 GE-321UF
53-804-230-001 AC-27BUF	5914166G09 GE-263B	6618988G05 GE-587B	692B656G02 GE-259UF
532611 W-28	5914166G11 GE-391C	6626724G05 GE-588B	692B656G03 GE-260UF
5373468G01 GE-245	5914166G12 GE-263C	6626724G17 GE-588A	692B656G05 GE-602UF
538114 JL-21	59160 GM-18	6639459G31 GE-261	6968239G01 GE-589A
539014 W-252	5962823G01 GE-582	6654687P01 GE-589	6X104 GE-146R
53C9756G01 W-3A	5962823G02 GE-582A	665942G01 W-359	6X105 GE-146L
541910 W-49	5972-72S CW-28	66681 GE-71AR	6X106 GE-142R
541930 W-31L	5973-302 JF-31A	66682 GE-71R	6X107 GE-142L
541931 W-31R	5973-39K JF-31A	66683 GE-71AL	6X523 GE-223AR
541946 W-49A	5980811G01 GE-171	66684 GE-71L	6X524 GE-223AL
5440D28G01 W-283AUF	5980811G02 GE-132	66720-R R-35B	6X527 GE-146R
54561 GM-21	5980811G03 GE-262	671482 W-35	6X528 GE-146L
5513647G01 GE-11D	5980811G04 GE-603	671483 W-35A	6X531 GE-31R
5513647G02 GE-11C	5980811G05 GE-132	671488 W-67AR	6X532 GE-31L
5513647G03 GE-11B	5980811G06 GE-262	671489 W-67AL	6X666 GE-206
5513647G04 GE-11M	5980822G01 GE-207	6726511G01 GE-132	6X752 GE-118R
5513647G05 GE-11	5980822G02 GE-212	6732876G05 GE-178	700304-3R R-58UF
5513647G06 GE-11P	5980822G03 GE-201	6732887G02 GE-354A	700304-3S R-58AUF
5513647G07 GE-11K	5980924G01 GE-359	6733118G01 GE-109B	700304-5R R-62UF
5513647G08 GE-11A	5980924G02 GE-360	6733792G01 GE-430	700342-1W R-63
5513647G11 GE-11J	5980924G03 GE-220	6734766G01 GE-239	700343-1R R-54
55235A WTL-4	598344 W-6V	673764 W-229	701437-5A JL-23
5541799G01 GE-41	5989825G02 GE-584	6738105G02 GE-257	701437-6A JL-24
5559510 EMD-452-UF	599B0382DG05 GE-585UF	6738257G02 GE-214	701437-8R JL-25UF
556D008G01 W-177	5B9700G02 W-77	6738257G04 GE-214	701437-9A JL-31
556D008G02 W-280	600104 CE-5B	6738332G02 GE-355	7014737-38 JL-22
556D008G03 W-195A	600216 CE-5	673845G02 GE-312	70420-R R-42
556D008G04 W-175D	6017-W R-11K	6738490G02 GE-226	70420-S R-41

FULMER COMPANY, INC.

INDEX

OEM NUMBER	FCI/Diamond NO.	OEM NUMBER	FCI/Diamond NO.	OEM NUMBER	FCI/Diamond NO.	OEM NUMBER	FCI/Diamond NO.
704C816G01	W-235	747918G05	GE-350L	767B172G05	GE-329	85-227-141-502	AC-48CL
704C816G02	W-236	747918G06	GE-350R	767B172G06	GE-383	8527539G01	GE-594
704C817G02	W-131	747922G01	GE-146R	767B751G01	GE-388	8527539G02	GE-594A
704C819G01	W-238	747922G02	GE-146L	768866-A	W-77A	8573C34H05	W-471
704C819G03	W-238	747926G01	GE-210R	768869	W-77	8573C34H06	W-472
70621-R	R-47	747926G02	GE-210L	77327R	R-57	8573C34H12	W-470
706A931G01	GE-26EX	747928G01	GE-223AR	773439	CW-31	8636A38G01	W-340
706A931G02	GE-26MY	747928G02	GE-223AL	7738569G71	W-244	87265	W-55R
708B133G01	W-142	747928G05	GE-223R	774424G01	W-364	87265-R	W-55
70905	GM-15A	747928G06	GE-223L	778842	W-239	87266	W-55L
709C473G01	W-469UF	747939G07	GE-147L	7823D98G01	W-410UF	87266-L	W-56
711973-B	W-263L	747939G08	GE-336L	7823D98G02	W-410AUF	87273	W-12
714C963G05	W-470	747939G09	GE-424L	783225	W-71	87274	W-13
71857-C	R-33	747939G10	GE-147R	790398	W-72	8783240G03	GE-595
71857-S	R-33	747939G11	GE-336R	790415	W-39	8785986G01	GE-596
722467G02	GE-176R	747939G12	GE-424R	790419	W-69	883918	W-46
722467G05	GE-176L	747941G03	GE-424R	790489	W-73	884027	W-254
724451G01	GE-351R	747941G06	GE-424L	790614	W-74	8842083G02	GM-41
724451G02	GE-351L	747951G03	GE-386R	79180-C	GM-24	8842083G03	GM-37
724583G02	GE-304	747951G04	GE-386L	795281	W-429	8843525G01	GE-445
724583G03	GE-62B	747951P09	GE-142L	795C260G04	W-382B	8851333G01	GE-597R
72753	W-79	747951P10	GE-142R	795C859G01	W-301	8851333G02	GE-597L
72754	W-8	747952P01	GE-142L	8077592G01	GE-590	8851505G01	GE-365UF
727993G05	GE-223R	747952P02	GE-142R	8084210	EMD-354	8851662G01	GE-343UF
727993G06	GE-223L	747952P03	GE-142AL	8088920G01	GE-322	8851707G01	GE-376UF
730449G01	GE-77	747952P04	GE-142AR	8104787ADG02	GE-129A	885935G01	GE-598
7312D96G02	W-277	747952P05	GE-142AL	8124418	EMD-353	8863517G03	GM-37
7336-300	W-78L	747952P06	GE-142AR	8124419	EMD-353	8890-302	W-176UF
7336-301	W-78R	747952P07	GE-142L	813956	GE-423	889C077001	W-473
7336-309	W-76R	747982P08	GE-142R	814269C	GM-38	894A684G01	GE-255UF
7336-6MS	W-76R	747993G01	GE-223AR	814280	GM-38	894A684G02	GE-261UF
7336-6S	W-78L	747993G02	GE-223AL	8148129G01	GE-418BUF	894A684G03	GE-261AUF
7336-7S	W-78R	747993G05	GE-223R	8148129G02	GE-418AUF	894A684G04	GE-327UF
73914	GE-492	747993G06	GE-223L	8148129G03	GE-418UF	894A684G05	GE-293UF
733965G01	W-172	748621	W-487	8174433	EMD-462	896091	W-180L
739559G03	GE-213	751E532G01	GE-605-UF	822671	W-57B	896092	W-180R
739636G01	GE-349	751E532G02	GE-524-UF	822672	W-57A	8B1148G02	W-338B
73F54	PH-15	752885	W-3F	822673	W-57	8B1148G04	W-338A
73F82	PH-25	752886	W-3F	825997	W-57C	8B1148G05	W-338
73H181	PH-38	752899	W-166	8270008	EMD-453-UF	8B1148G06	W-338C
73Q4	PH-27UF	752900	W-165	828217	W-22A	8B9638G01	W-320
73Q5	PH-32UF	752901	W-166	8284117G01	GE-592	8B5242G01	W-330
73Q6	PH-46UF	754124G01	GE-256AR	8286231G01	GE-415	885242G02	W-330A
73Q7	PH-47UF	754124G02	GE-256AL	8290124	EMD-29	9008656G01	GE-567
7398	PH-48UF	754124G04	GE-256R	8300034	EMD-315M	9008656G05	GE-572
73U4	PH-40UF	754124G05	GE-256L	8350298	W-167	9009233G01	GE-573
740283G09	GE-228	754124G07	GE-256R	8370D51G01	W-380UF	9009241G01	GE-574
740354G	GE-228	754124G08	GE-256L	837704G01	GE-380	9061031G01	GE-475
74731-R	JL-19	754124G10	GE-148R	8417729	EMD-315HM	9061031G02	GE-475A
74732-A	R-48	754124G11	GE-148L	8413188	EMD-2UF	907A683AF001	GE-142R
74733-1	SS-2	754124G13	GE-148R	8413189	EMD-3UF	907A683AF002	GE-142L
74733-R	R-55	754124G14	GE-148L	84165	W-75R	907A683AF003	GE-386R
747824G02	GE-142AL	75537-R	R-36A	84166	W-75L	907A683AF004	GE-386L
747824G04	GE-142AL	75537-S	R-36	8424350G02	GE-593	912636	JL-25UF
747842G01	GE-142AR	75540-1	R-37A	8453470	EMD-462	9126453P01	GE-175
747842G03	GE-142AR	75540-R	R-37A	849306	W-221	9829813	GE-489
747843G05	GE-338L	75540-S	R-37	85-203-287-502	AC-60	9129814G01	GE-415
747843G06	GE-338R	75541-1	R-35B	85-225-049-501	AC-48R	9137615G02	GE-238
747909G11	GE-350L	75541-R	R-35B	85-225-049-502	AC-48L	9407279G15	GE-599
747909G12	GE-350R	759507	W-69	85-225-049-503	AC-48AR	9409296	GE-328
747916G03	GE-118R	761511-C	W-22	85-225-049-504	AC-48AL	9409315	GE-329
747916G04	GE-118L	766207	W-135	85-226-738-501	AC-66R	945C657	GE-236UF
747918G01	GE-31R	767B172G01	GE-328MS	85-226-738-502	AC-66L	946955	W-154
747918G02	GE-31L	767B172G02	GE-383A	85-227-141-501	AC-48CR	947383	W-249R

FULMER COMPANY, INC.

INDEX

OEM NUMBER FCI/Diamond NO.	OEM NUMBER FCI/Diamond NO.
947384 W-249L	L-35915-2 PH-15
948269 W-6E	L-65192-1 PH-2
949576 W-143	L-9044 PH-4
9550A29H02 W-236AUF	L-973F83-1 PH-28R
9550251 EMD-315HMA	L-973F83-2 PH-28L
9573E78-1 PH-18UF	M-6923 SE-15AUF
9573E79 PH-19UF	N-0124-1 CE-1
9577091 EMD-4UF	N-0124-2 CE-1A
9577092 EMD-6UF	N-23371 AC-14C
957E74-1 PH-27A	N-23608 AC-14
95995C GM-39	N-2754 AC-14
9651133P03 GE-235A	N11536 Y-10UF
9651588G01 GE-247	S-10205-1 SE-14UF
967434 W-70	S-11217-1 SE-16UF
9730675G01 GE-235	S-11244-1 SE-17UF
9735900P01 GE-247	S-11945 SE-15UF
97360-C GM-15	T-14312-1 SE-18
974612 W-3F	U-60521 R-34C
974848 W-253	W-60521-C R-51
9949701G01 GE-473	W-71857 R-33
9949701G05 GE-473A	W-75537 R-36A
9949750G01 GE-109B	W-75537-1 R-36
99615 GM-17	W-75540-1 R-37
99814 GM-15A	W-75546-1 R-35
99984 JF-24	W-75546-R R-35A
99A511BHB001G1 GE-6C0UF	W-75546-S R-35
9B3598G01 W-360R	WW-60203 R-27C
9B3958G02 W-360L	X-60521 R-34A
9YK-90161-B Y-3A	X-63081 JL-16
A-105018 JL-15	X-71257 JL-6
A-105143 JL-14	X-71857 R-33A
A-108033 JL-19	X-74730 JL-19
A-11087 JL-18	XW-60203 R-27B
A-118120 JL-20	Y-60521 R-34
A-13810 JL-5	YK-1141 Y-4A
A-17083 JL-7	YK-1141-A Y-4
A-22184 R-27A	YK-6850 Y-7
A-2953-10 JL-4	YK-9012-A Y-4A
A-6804-E JL-12	YK-90161 Y-5
A-6804-F JL-3	YW-60203 R-27A
A14151 JL-1	Z-60521 R-34B
AE5081 AT-4	
B-3028 JL-7A	
B138011G04 GE-444	
B5044A AT-5R	
B5044B AT-5L	
B-5306-1 SE-19	
B6324 AT-6R	
B6334 AT-6L	
C-11272-01-00 AR-101UF	
C3189-19 GE-26A	
C3198-538 GE-26A	
C81518 JF-16	
EP-301-1E JL-14	
EP-305-115 JL-14	
GK-1141 MT-1R	
GK-1141-A MT-1L	
GK-1186-D GE-145R	
GK-1187-D GE-145L	
GK-6850 Y-4A	
H-119364 AC-12A	
K-10268 Y-3	
K-6835 Y-6R	
K-6836 Y-6L	

