

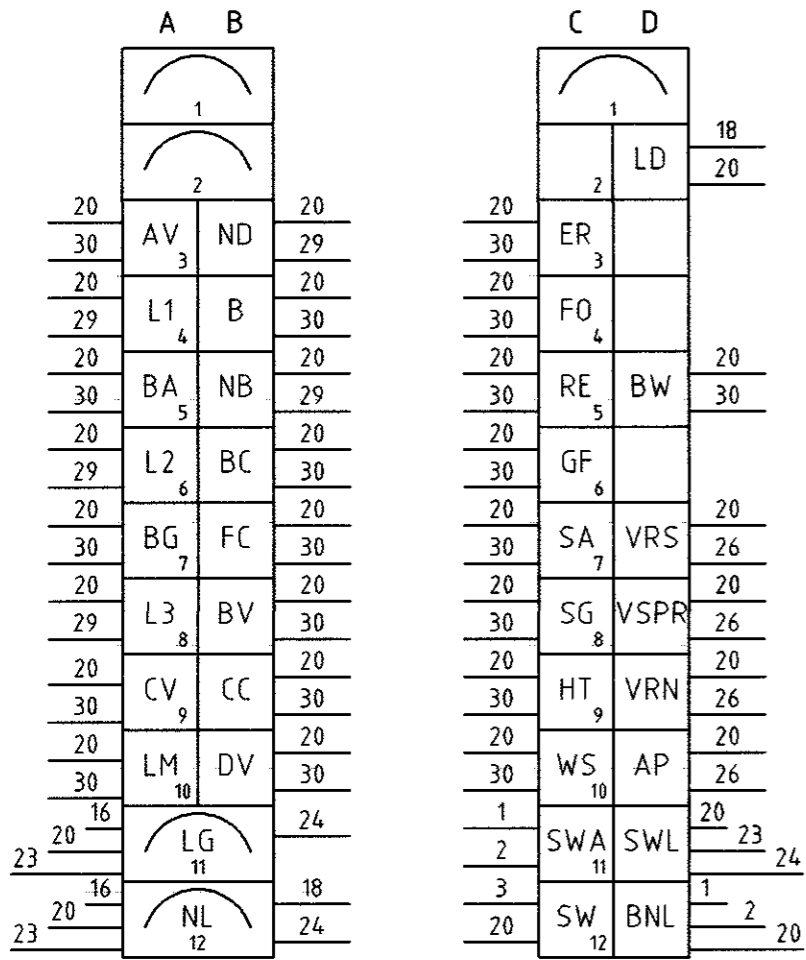
1 DIMENSIONS IN MILLIMETRES

2 DO NOT SCALE

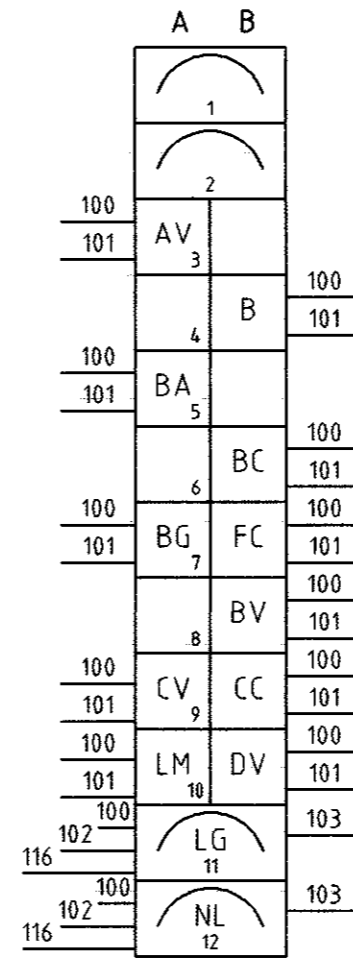
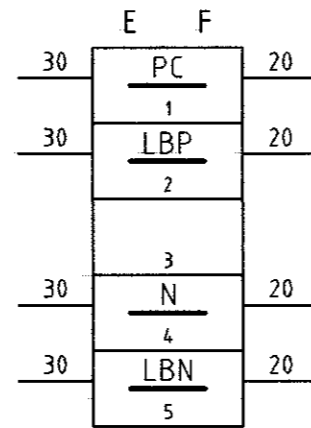
3 REMOVE ALL BURRS AND SHARP EDGES

4 TOLERANCES ON MACHINING DIMENSIONS (UNLESS OTHERWISE NOTED) 0 TO 500 ± 0.5, 500 TO 1000 ± 1

FILENAME : 33217.dwg		ASSY. DRG.
PLOT VIEWS : ALL BUT 0		
REV.	ALTERATION	USED ON
	DATE	INIT'LS
DATE	INIT'LS	CHKD.
DATE	INIT'LS	CORRESP.



SHORT HOOD END M.U. TERMINAL BOARD TB20



LONG HOOD END M.U. TERMINAL BOARD TB100

ITEM	DESCRIPTION	ORDERING SIZE	QTY PER ASSY.	SPECIFICATION	MRE W. THOMAS	QUEENSLAND RAILWAYS OFFICE OF THE MANAGER ROLLINGSTOCK ENGINEERING	DRAWN A BOYD	SCALE	REF.
						DIESEL LOCOS 2181-2214 (EXTENDED CAB) TERMINAL BOARDS 20 & 100 CONNECTION DIAGRAM	CHECKED <i>1998/11/7</i>		
							APPROVED <i>Ick</i>		
							DATE 20.11.98	REV.	

© QUEENSLAND RAILWAYS, 305 EDWARD ST., BRISBANE, Q. 4000. NO PART OF THIS DOCUMENT MAY BE REPRODUCED OR COPIED IN ANY FORM OR BY ANY MEANS WITHOUT THE WRITTEN PERMISSION OF QUEENSLAND RAILWAYS. THIS DOCUMENT IS PRODUCED FOR QUEENSLAND RAILWAYS PURPOSES ONLY AND SHOULD NOT BE USED OR RELIED ON BY ANY PERSON OR CORPORATION. THIS DOCUMENT IS DISTRIBUTED ON THE BASIS THAT QUEENSLAND RAILWAYS EXPRESSLY DISCLAIMS ALL OR ANY LIABILITY AND RESPONSIBILITY TO ANY PERSON IN RESPECT OF ANYTHING DONE OR OMITTED TO BE DONE IN RELIANCE, WHETHER WHOLLY OR PARTIALLY, UPON ANY PART OF THE CONTENTS OF THIS DOCUMENT.