

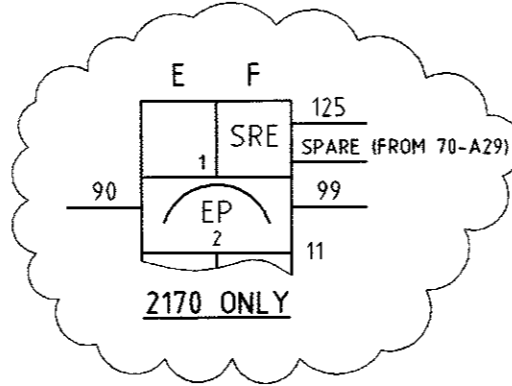
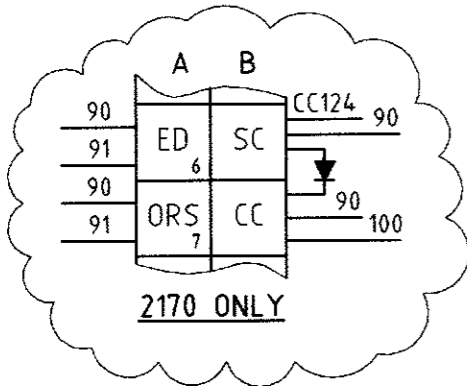
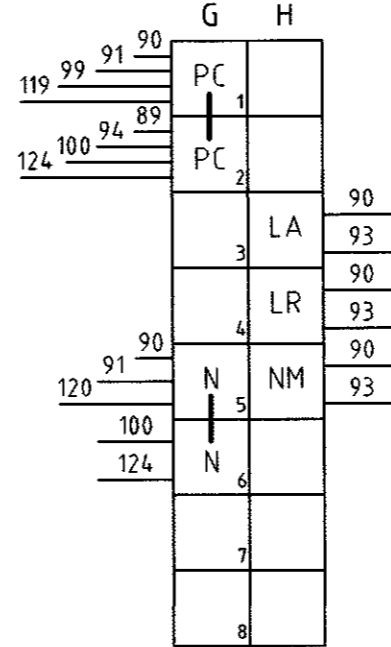
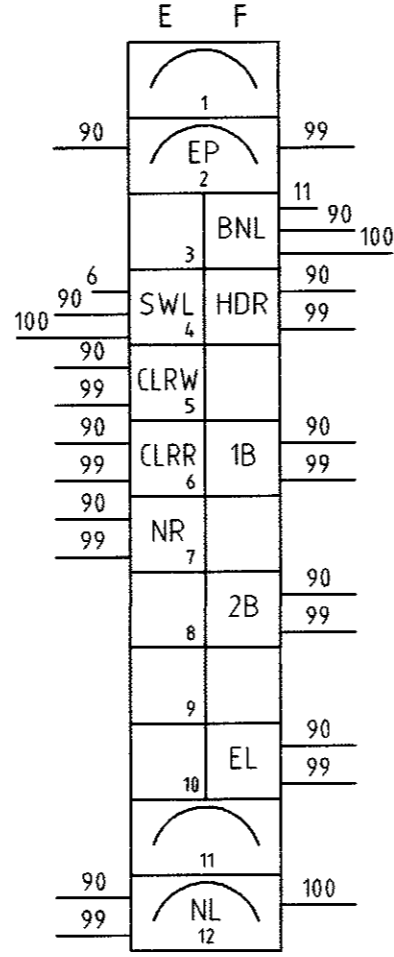
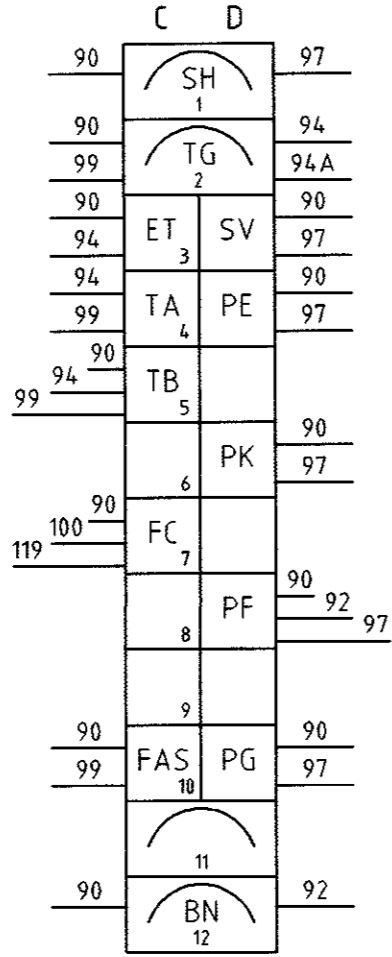
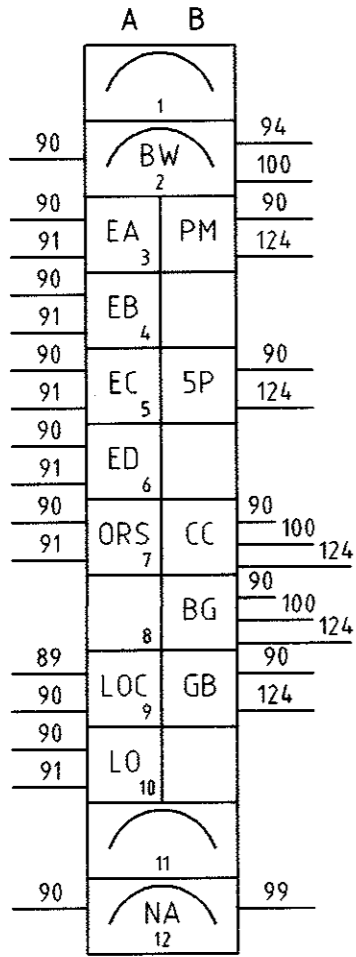
DIMENSIONS IN MILLIMETRES

DO NOT SCALE

REMOVE ALL BURRS AND SHARP EDGES

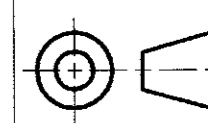
TOLERANCES ON MACHINING DIMENSIONS (UNLESS OTHERWISE NOTED) 0 TO 500 ± 0.5 , 500 TO 1000 ± 1

FILENAME : 33164.dwg
PLOT VIEWS : ALL BUT 0



ENGINE ROOM TERMINAL BOARD TB90

USED ON ASSY. DRG.



CORRESP.

CHKD.

INIT'LS

DATE

ALTERATION

REV.

© QUEENSLAND RAILWAYS 305 EDWARD ST. BRISBANE Q. 4000. NO PART OF THIS DOCUMENT MAY BE REPRODUCED OR COPIED IN ANY FORM OR BY ANY MEANS WITHOUT THE WRITTEN PERMISSION OF QUEENSLAND RAILWAYS. THIS DOCUMENT IS PRODUCED FOR QUEENSLAND RAILWAYS PURPOSES ONLY AND SHOULD NOT BE USED OR RELIED ON BY ANY PERSON OR CORPORATION. THIS DOCUMENT IS DISTRIBUTED ON THE BASIS THAT QUEENSLAND RAILWAYS EXPRESSLY DISCLAIMS ALL OR ANY LIABILITY AND RESPONSIBILITY TO ANY PERSON IN RESPECT OF ANYTHING DONE OR OMITTED TO BE DONE IN RELIANCE, WHETHER WHOLLY OR PARTIALLY, UPON ANY PART OF THE CONTENTS OF THIS DOCUMENT.

				MRE W. THOMAS	QUEENSLAND RAILWAYS OFFICE OF THE MANAGER ROLLINGSTOCK ENGINEERING	DRAWN A BOYD	SCALE	REF.
					DIESEL LOCOS 2170-2180 (EXTENDED CAB) TERMINAL BOARD 90 CONNECTION DIAGRAM	CHECKED <i>[Signature]</i>	A3-33164	
					APPROVED <i>[Signature]</i>	DATE 20.11.98		
ITEM	DESCRIPTION	ORDERING SIZE	QTY PER ASSY		SPECIFICATION		REV.	