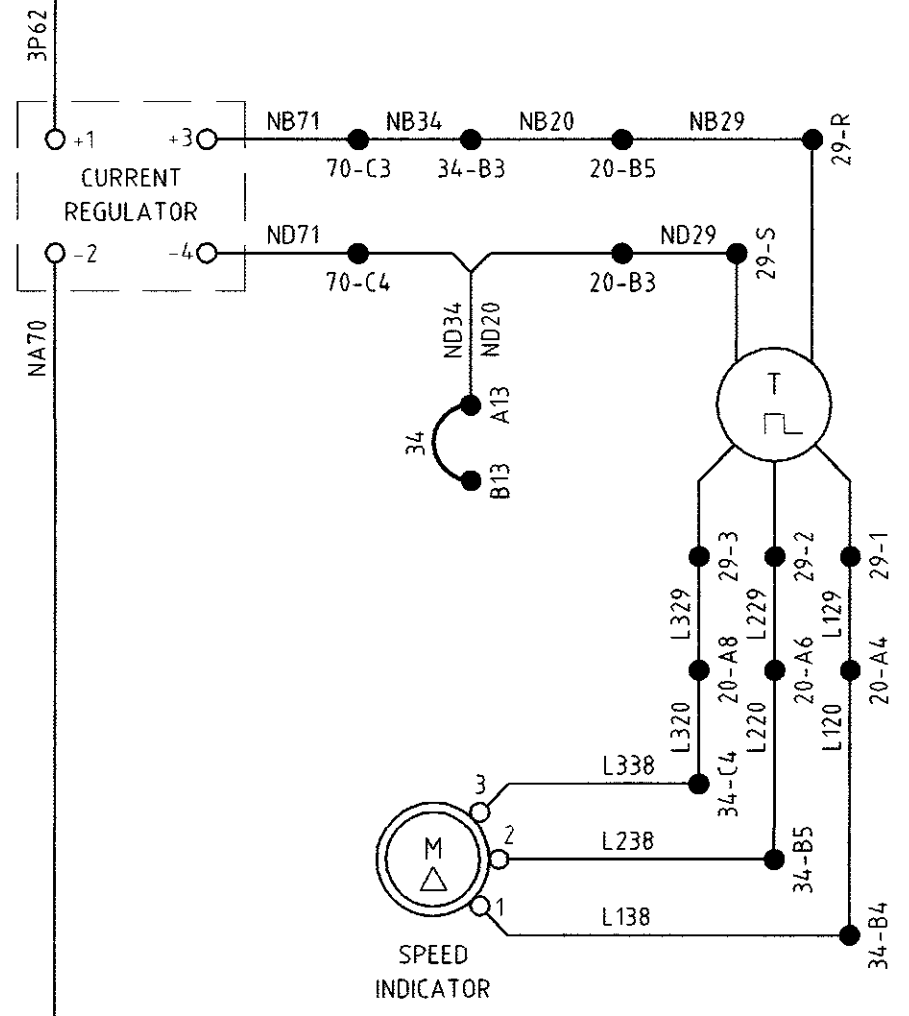
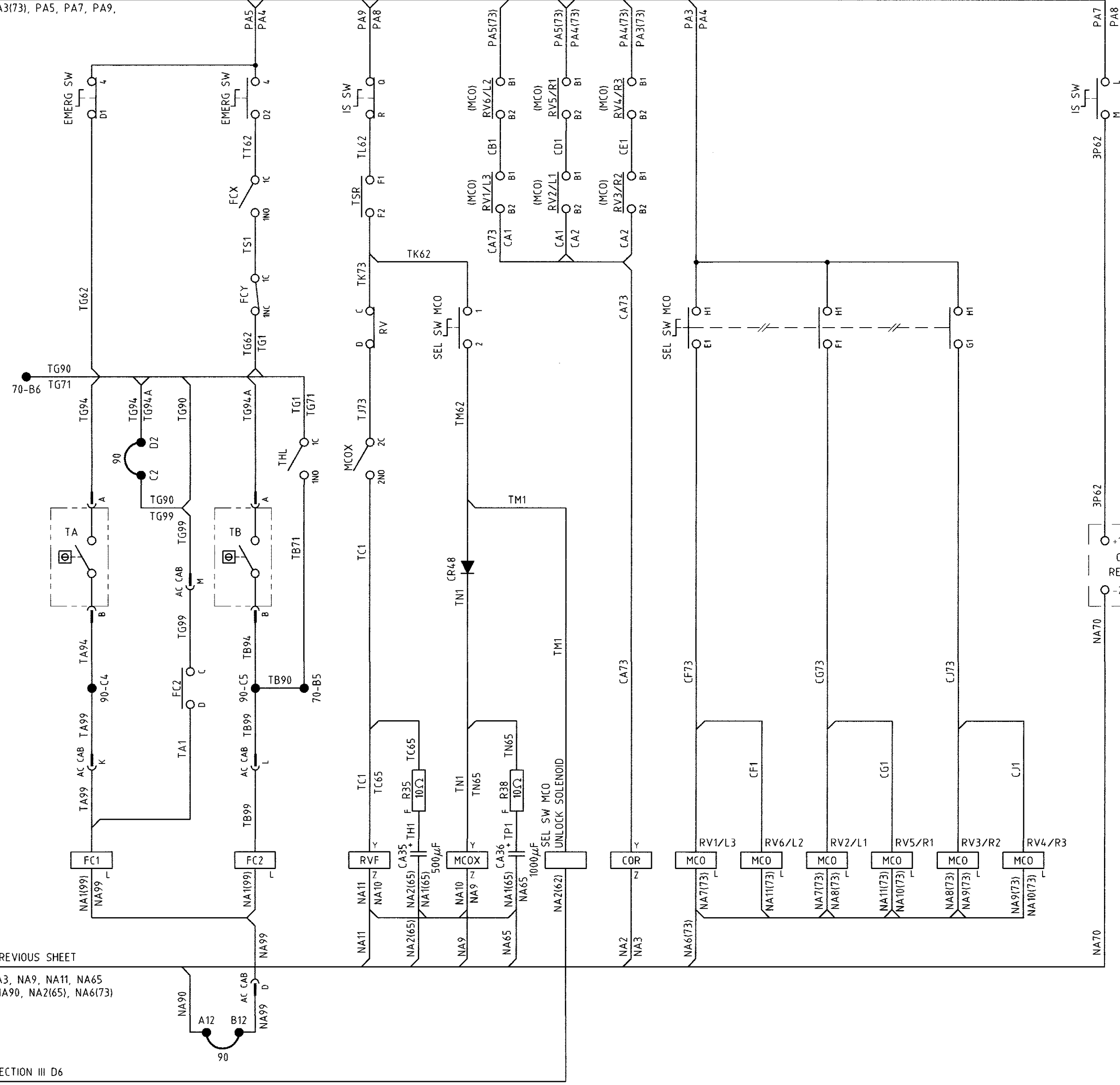


FROM PREVIOUS SHEET  
 PA3, PA3(73), PA5, PA7, PA9,

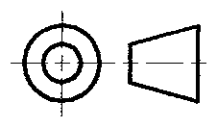
FROM PREVIOUS SHEET  
 NA2, NA3, NA9, NA11, NA65  
 NA70, NA90, NA2(65), NA6(73)

FROM SECTION III D6  
 NA2(62)



NOTE:- FOR ORIGINAL DRAWING REFER  
 Q.R. DWG No. A2-DEW270

USED ON	ASSY. DRG.
---------	------------



QUEENSLAND RAILWAYS 85 EDWARD STREET BRISBANE Q. 4000  
 NO PART OF THIS DOCUMENT MAY BE REPRODUCED OR COPIED IN ANY FORM OR BY ANY MEANS WITHOUT THE WRITTEN PERMISSION OF QUEENSLAND RAILWAYS.  
 DISCLAIMER: THIS DOCUMENT IS PRODUCED FOR QUEENSLAND RAILWAYS PURPOSES ONLY AND SHOULD NOT BE USED OR RELIED ON BY ANY PERSON OR CORPORATION. THIS DOCUMENT IS DISTRIBUTED ON THE BASIS THAT QUEENSLAND RAILWAYS EXPRESSLY DISCLAIMS ALL OR ANY LIABILITY AND RESPONSIBILITY TO ANY PERSON IN RESPECT OF ANY PART OF THE CONTENTS OF THIS DOCUMENT, WHETHER WHOLLY OR PARTIALLY.

REV.	ALTERATION	DATE	INITIALS	CHKD.	CORRESP.

MRE W. THOMAS

QUEENSLAND RAILWAYS  
 OFFICE OF THE MANAGER, ROLLINGSTOCK ENGINEERING  
**DIESEL LOCOS 2170-2180 (EXTENDED CAB)**  
**PHYSICAL CIRCUIT DIAGRAM- LOCAL CONTROL**  
**GL22C-2 SECTION VI SHEET 2**

SCALE	REF.
DRAWN A BOYD	A2-33112
CHECKED 1998/11/2	
APPROVED ICR	
DATE 20.11.98	
REV.	

ITEM	DESCRIPTION	ORDERING SIZE	QTY PER ASSY	SPECIFICATION